

Script Editor

: / :-

Release No. 7.0.500.20260122-11

Script Editor

Script Editor .

- (DataSource)
- (JavaScript)
-

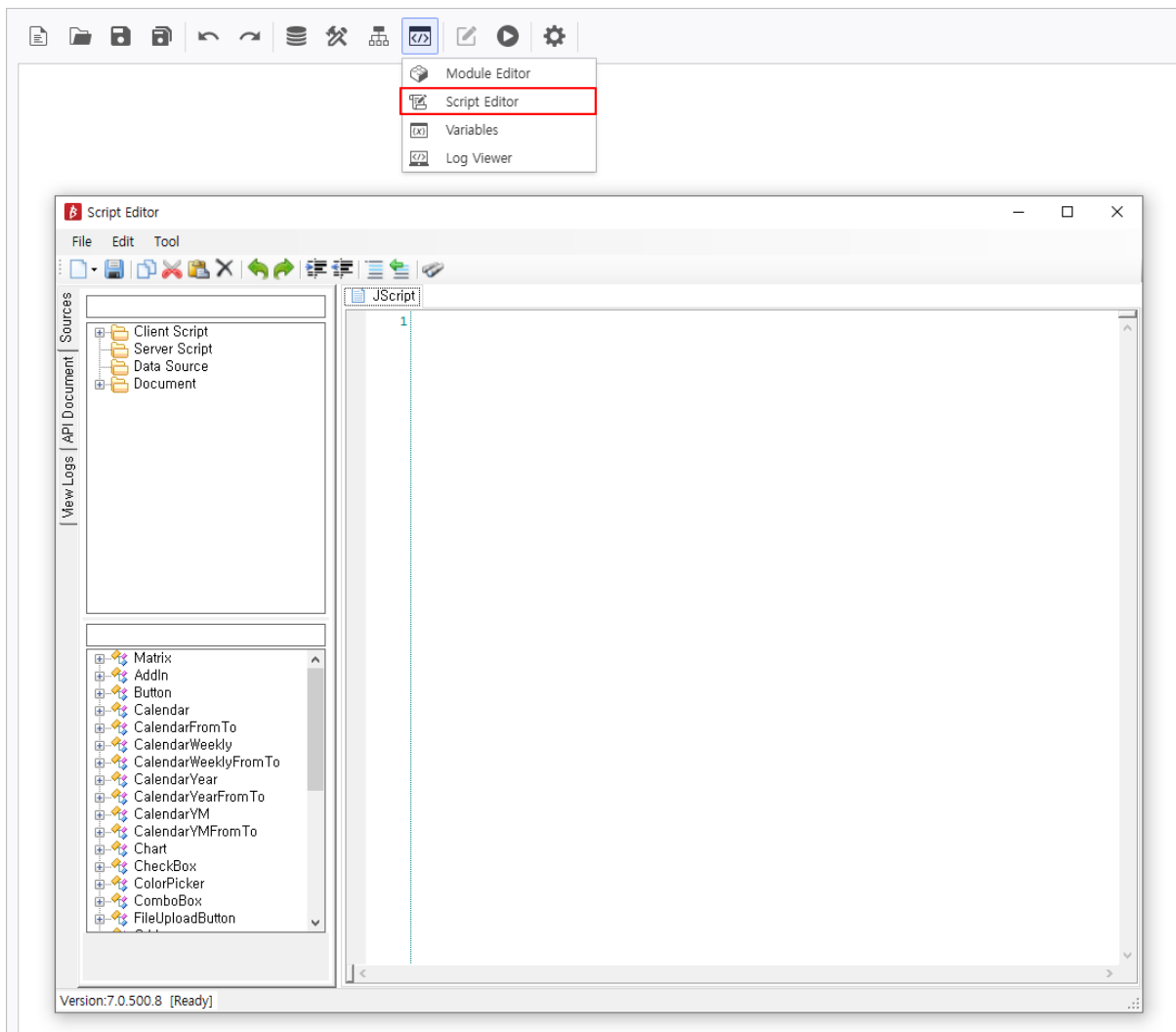


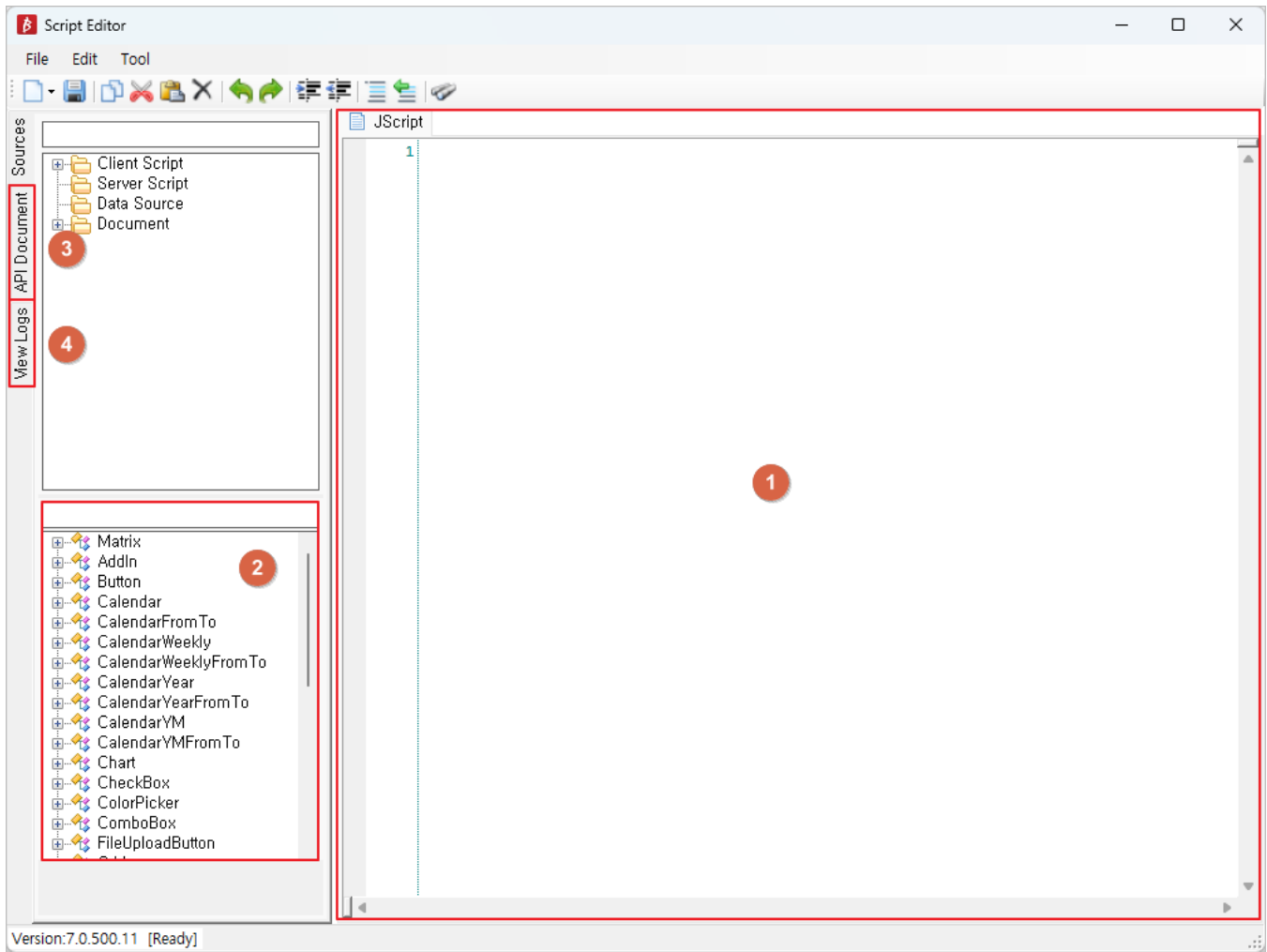
Script Editor . 'Client Script' .

- **Client Script**(): (PC) . , **UI** .
- **Server Script**: . / .

Script Editor

i-AUD Designer [> Script Editor] .



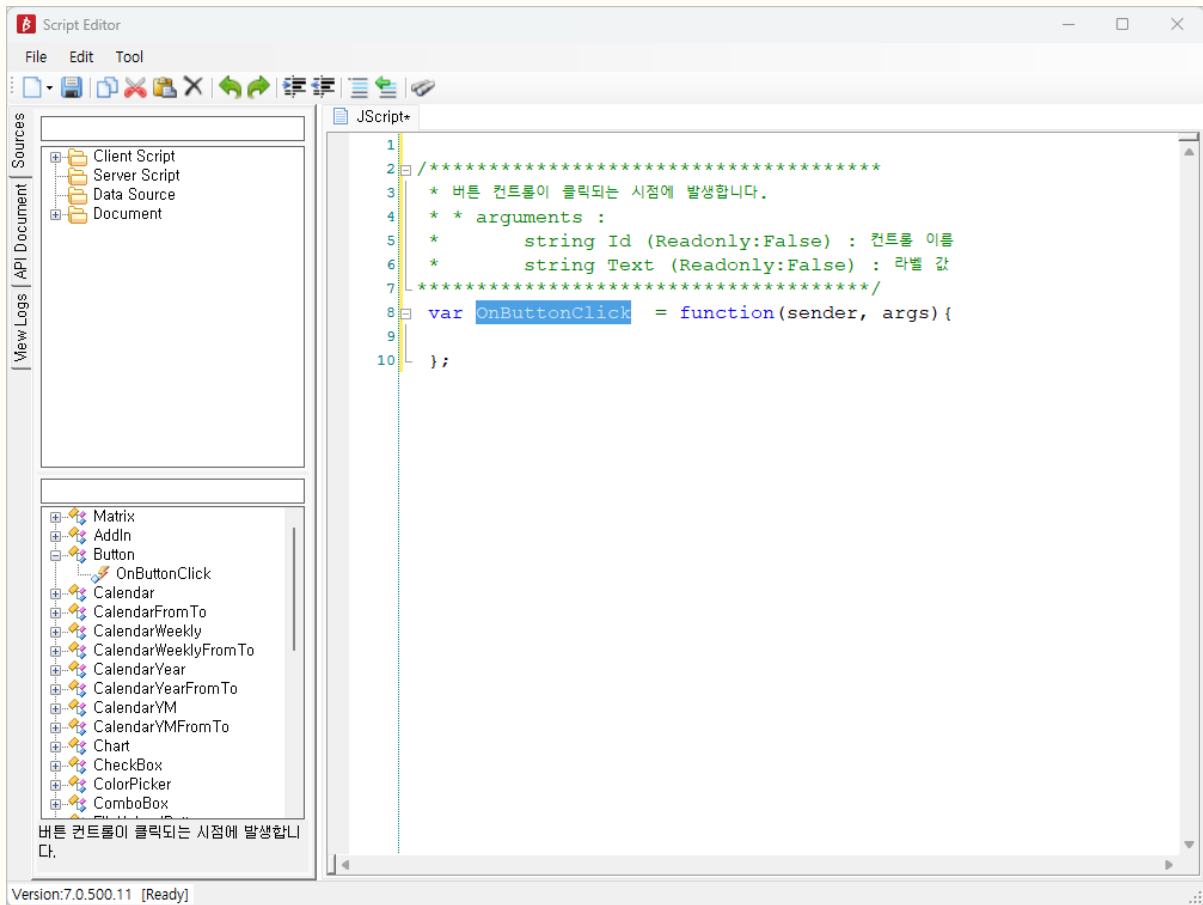


1.

JavaScript .

Script Editor .

⚠ API 'F1' API .



API DOCS

Group

- GroupGrid
- HighChart_C
- Image
- Label
- MaskedTextBox
- Matrix
- MetaTreeView
- MultiComboBox
- NumberBox
- OlapGrid
- PickList
- PieChart
- PolygonChart
- RadioButton
- RichTextBox
- ScatterChart
- Slicer
- Slider
- Tab
- TextBox
- Tree
- TreeComboNode

aud / control / Matrix /

Interface Matrix

뷰어 객체입니다.

```

interface Matrix {
    ActiveFormName: string;
    UserCode: string;
    AddContextMenu(menuitem: any): void;
    AddContextMenuLine(): void;
    AddGlobalParams(name: string, value: string, type:
enQueryParamType): void;
    Alert(msg: string): void;
    BeginUpdate(): void;
    CallExtentionFunc(name: string, valuelist: any): void;
    CallRestAPI(
        url: string,
        req: any,
        callback: (p: { Success: boolean; Message: string; Result: any
}) => void,
    ): void;
    Clear(): void;
    ClearContextMenu(): void;
    ClearDataSet(names: string | string[]): void;
    ClearGlobalParams(): void;
    Confirm(
        msg: string,
        title: string,
        callback: (ok: boolean) => void,
        buttonType: number,
    ): void;
    ConfirmWithClose(
        msg: string,
        title: string,
        callback: Function,
        buttonType: number,
    ): void;
    CreateContextMenuChildItem(
        parentId: string,
        name: string,
  
```

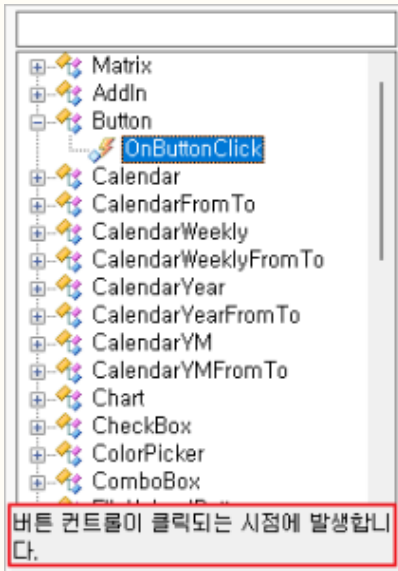
Settings

On This Page

- Properties
 - ActiveFormName
 - UserCode
- Methods
 - AddContextMenu
 - AddContextMenuLine
 - AddGlobalParams
 - Alert
 - BeginUpdate
 - CallExtentionFunc
 - CallRestAPI
 - Clear
 - ClearContextMenu
 - ClearDataSet
 - ClearGlobalParams
 - Confirm
 - ConfirmWithClose
 - CreateContextMenuChildItem
 - CreateContextMenuItem
 - CreateDataSet
 - CreateObject

2. API ()

- : (: OnButtonClick) .
- : . {...} .



(Arguments) .

* : args.Id ()

```

1
2 /*****
3  * 버튼 컨트롤이 클릭되는 시점에 발생합니다.
4  * * arguments :
5  *     string Id (ReadOnly:False) : 컨트롤 이름
6  *     string Text (ReadOnly:False) : 라벨 값
7  *****/
8 var OnButtonClick = function(sender, args){
9     args.
10 };

```

id (string) 컨트롤 이름
Text

3. API Document (API)

API(,) .

- : (: ,) .
- : API , API .



1. [2. API] "" (:)
2. [3. API Document] "" (:)

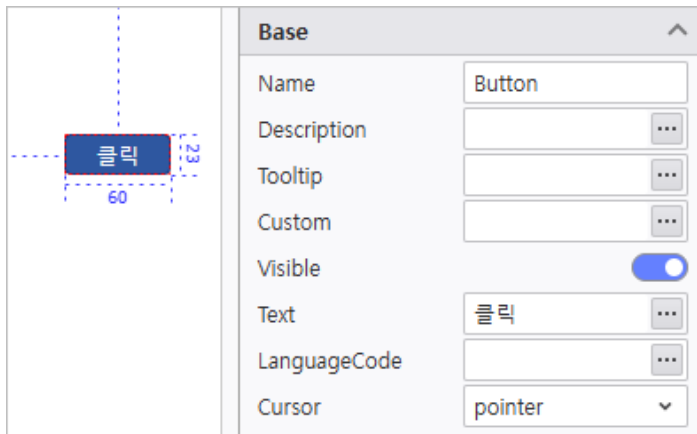
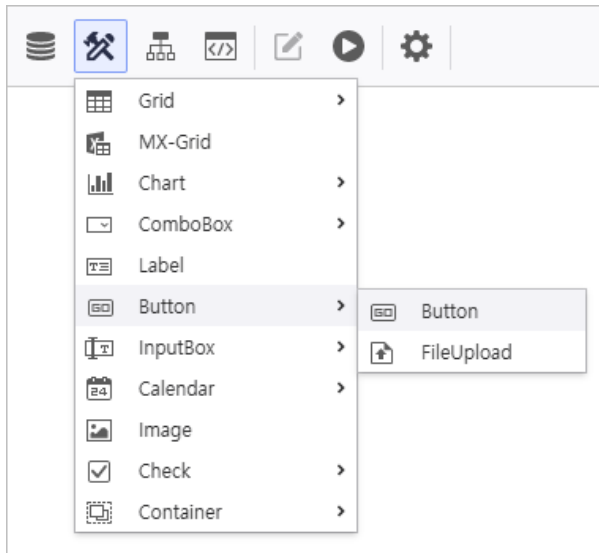
4.

Script Editor

Script Editor Button .

Step 1.

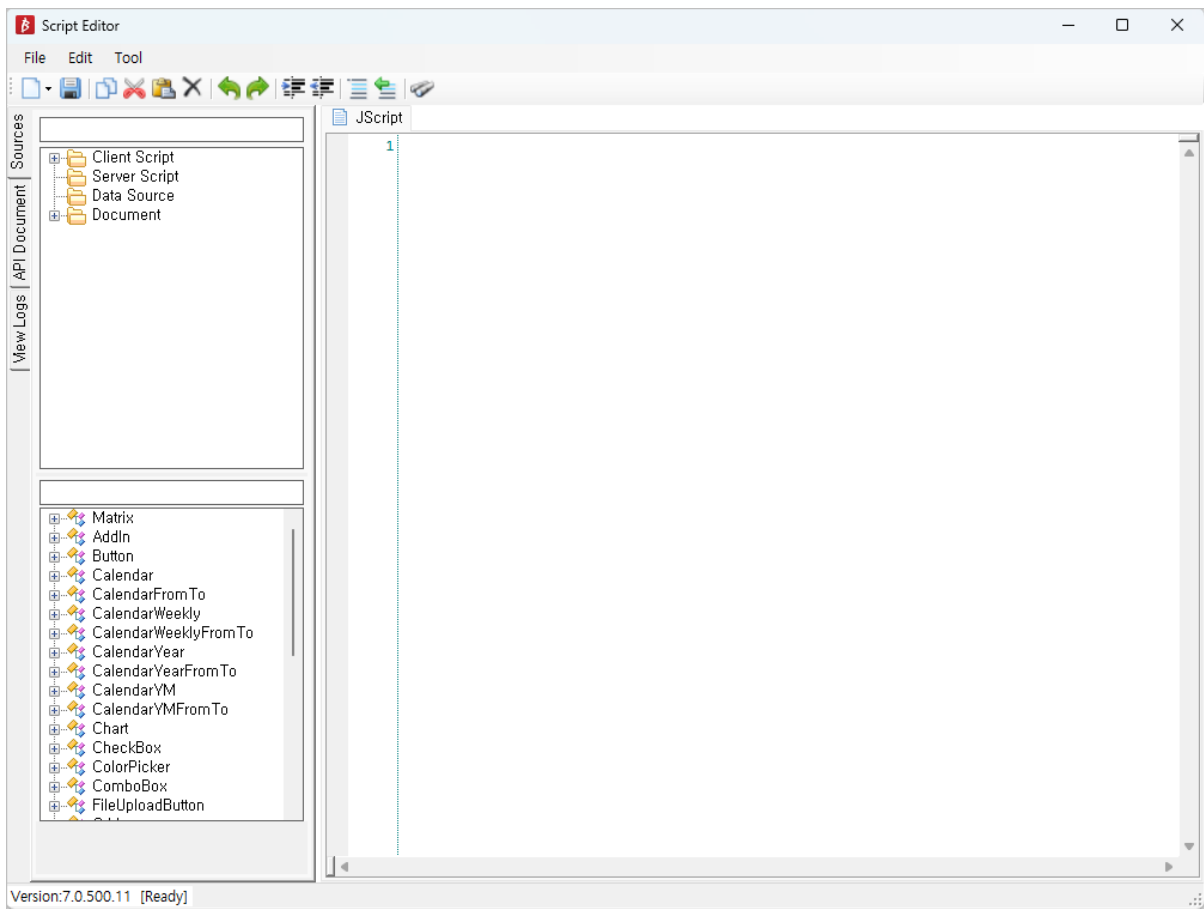
[Button] .



Step 2. Script Editor

i-AUD Designer [> Script Editor] .

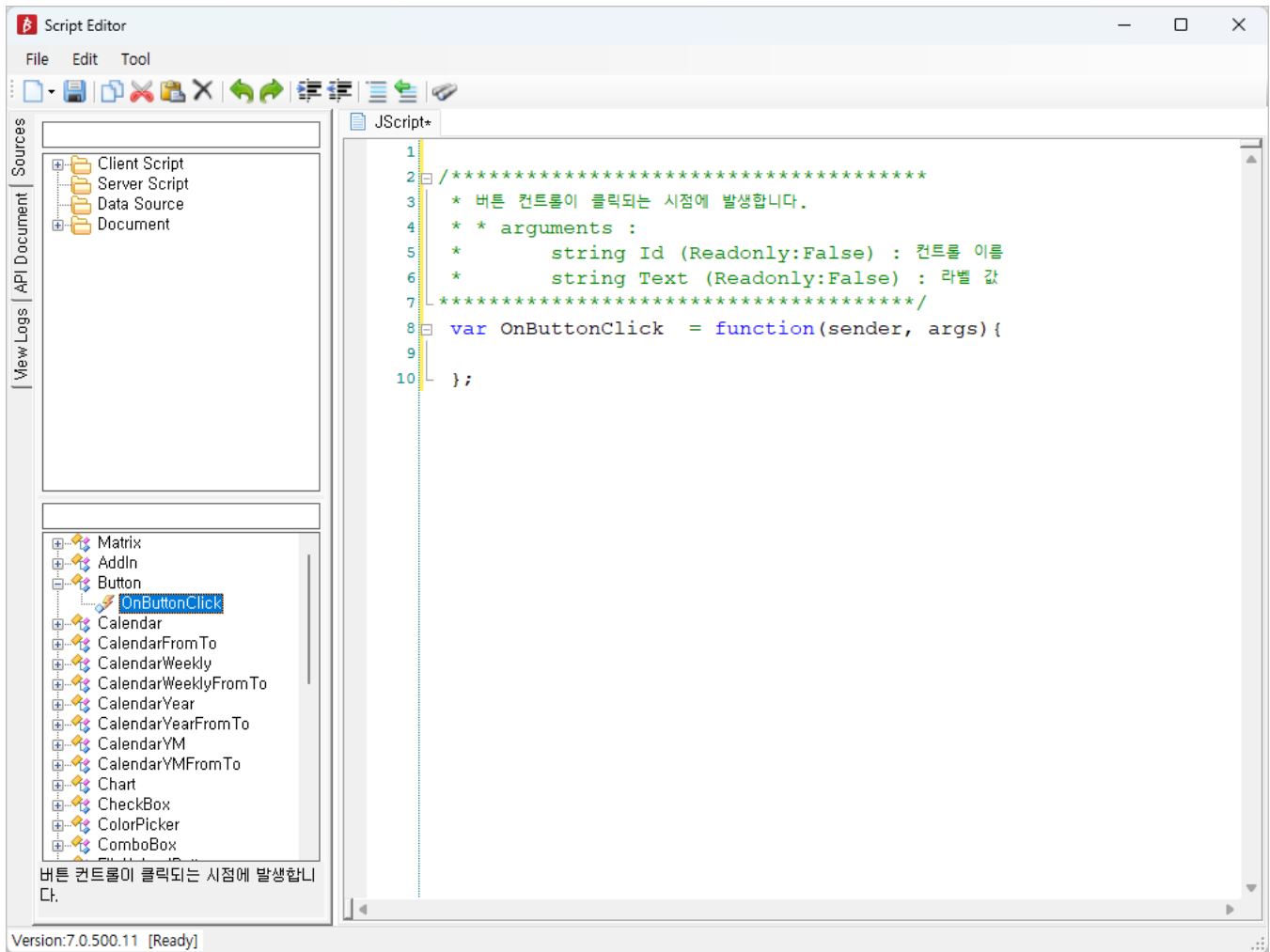




Step 3.

1.

API Button [OnButtonClick]

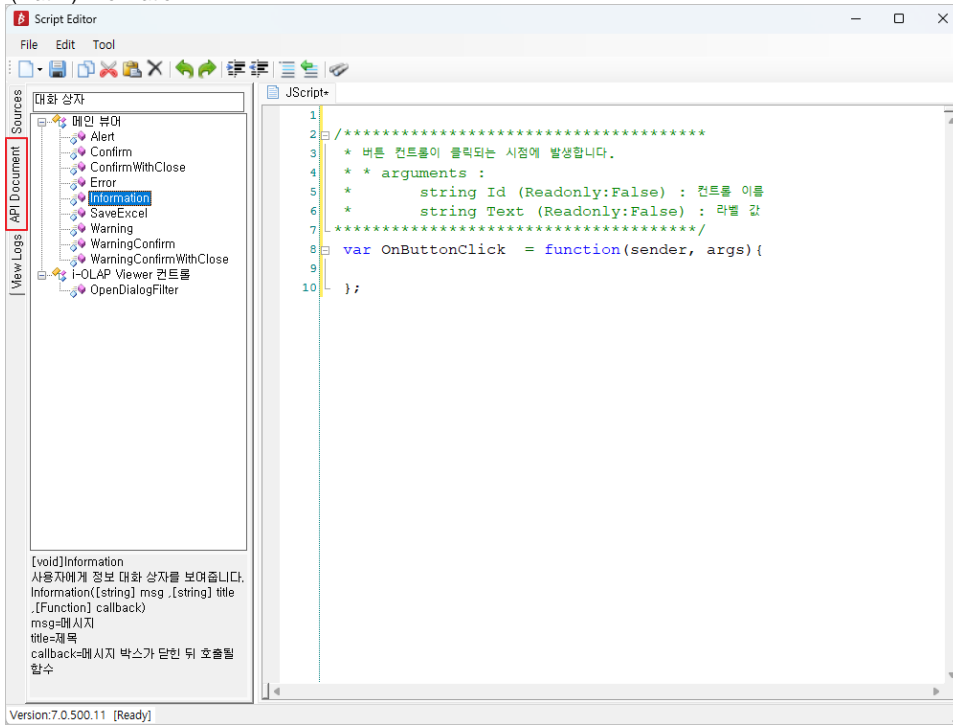


2.

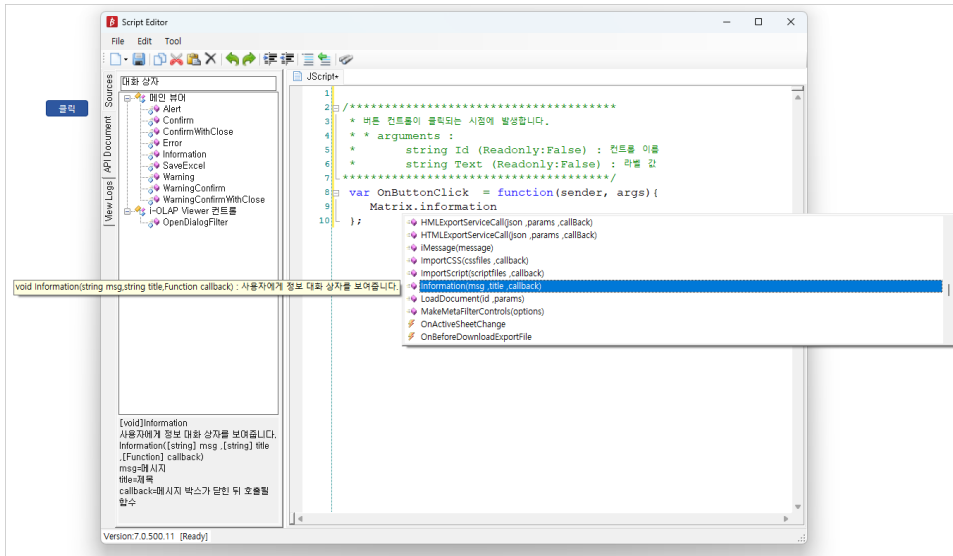
OnButtonClick , .

1. API Document ''

2. (Matrix).Information API



3.



API [Tab]

4. API .

```
2 /*****  
3 * 버튼 컨트롤이 클릭되는 시점에 발생합니다.  
4 * * arguments :  
5 *     string Id (ReadOnly:False) : 컨트롤 이름  
6 *     string Text (ReadOnly:False) : 라벨 값  
7 *****/  
8 var OnButtonClick = function(sender, args){  
9     Matrix.Information(msg ,title ,callback)  
10 };
```

void Information(string msg, string title, Function callback)
사용자에게 정보 대화 상자를 보여줍니다.

Parameters
msg : 메시지
title : 제목
callback : 메시지 박스가 닫힌 뒤 호출될 함수

```
2 /*****  
3 * 버튼 컨트롤이 클릭되는 시점에 발생합니다.  
4 * * arguments :  
5 *     string Id (ReadOnly:False) : 컨트롤 이름  
6 *     string Text (ReadOnly:False) : 라벨 값  
7 *****/  
8 var OnButtonClick = function(sender, args){  
9     Matrix.Information("안녕하세요." , "확인" , "");  
10 };
```

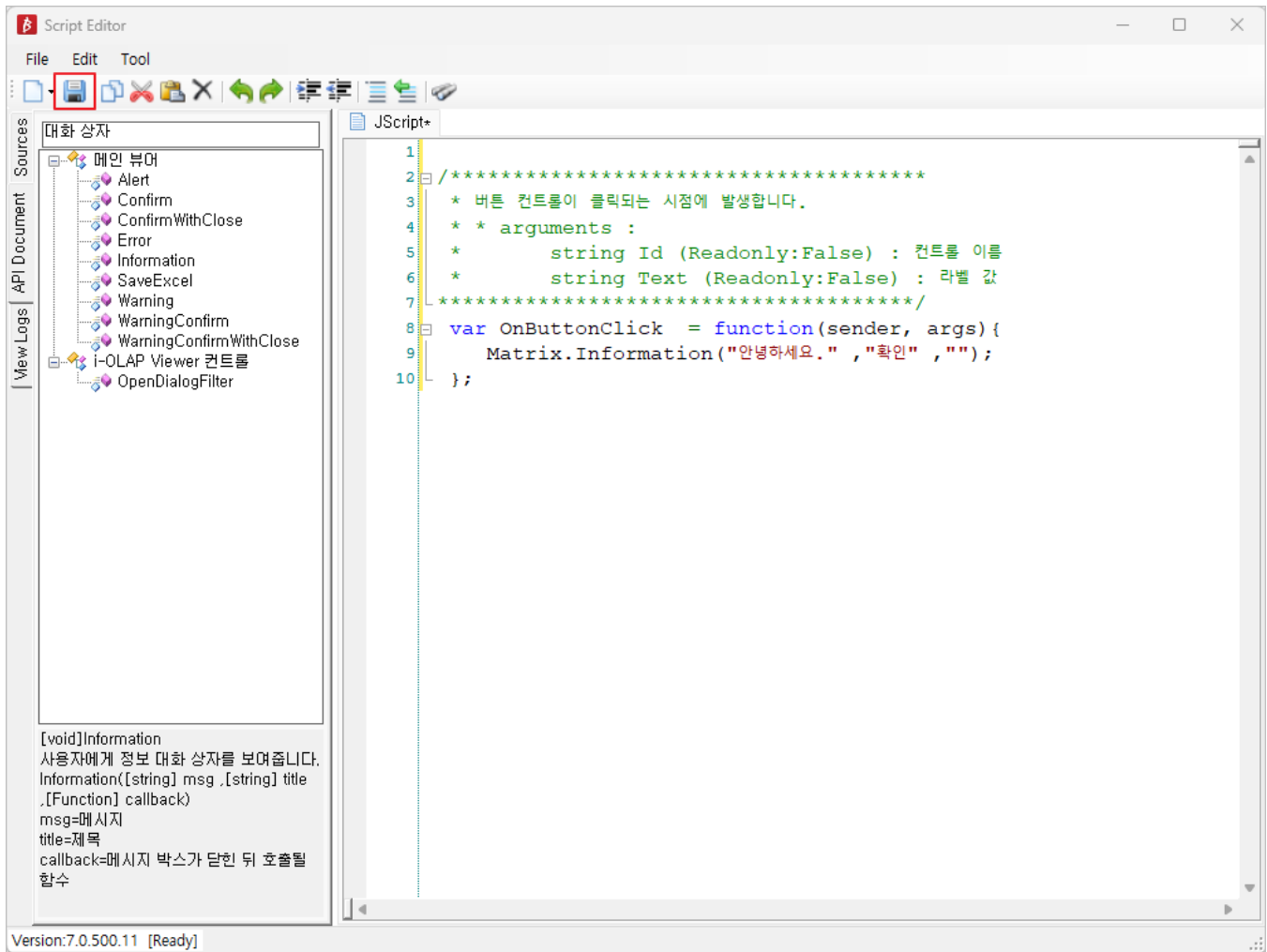
JScript

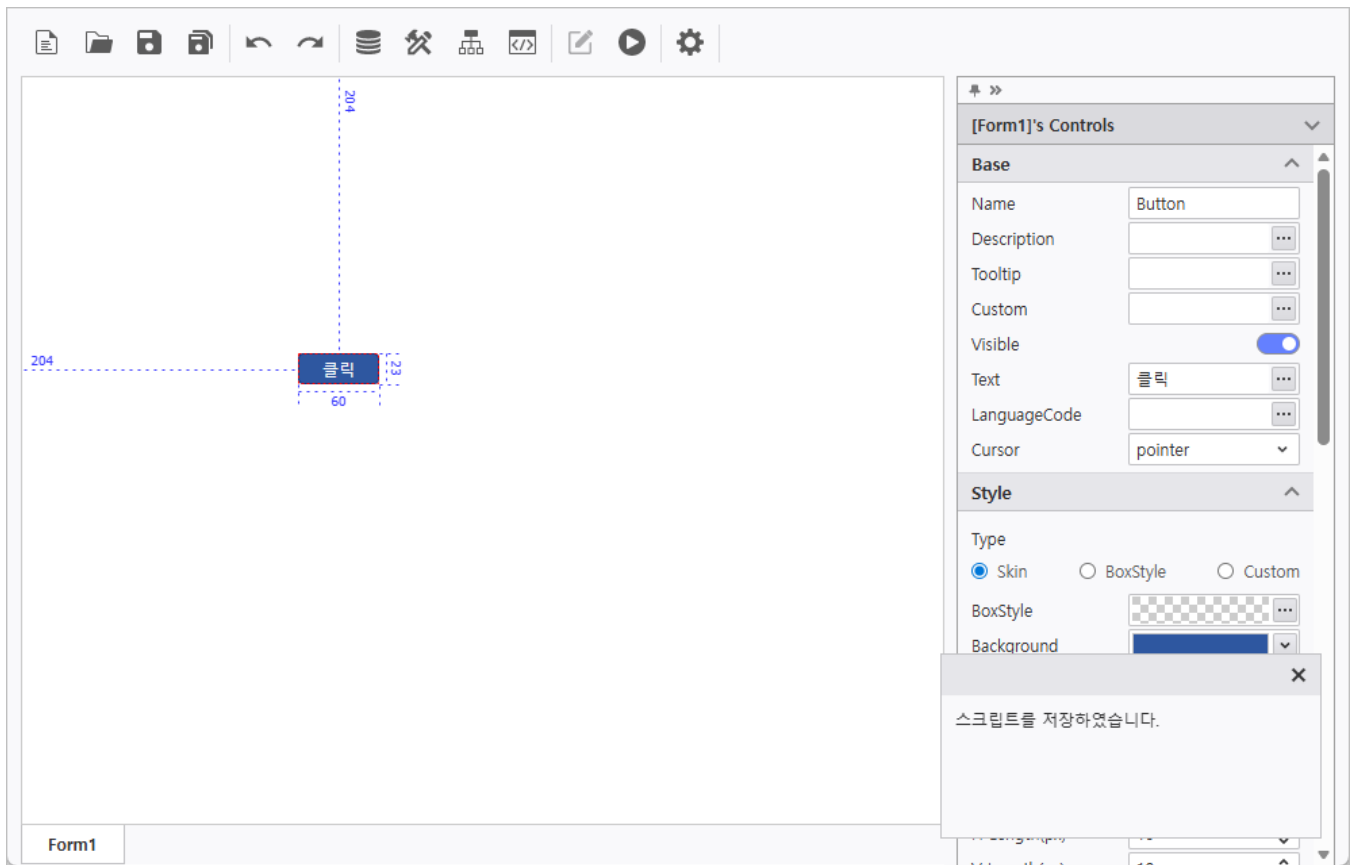
```
var OnButtonClick = function(sender, args){  
    Matrix.Information(".", "", "");  
};
```

Step 4.

1. Script Editor

Script Editor [Save] [Ctrl + S] Script Editor .





2.

[Button]



확인 ✕

안녕하세요.

X 닫기

A dialog box with a teal header bar containing an information icon and the text '확인' (Check/Confirm). The main content area is white and contains the text '안녕하세요.' (Hello.). The bottom right corner has a button labeled 'X 닫기' (Close).