

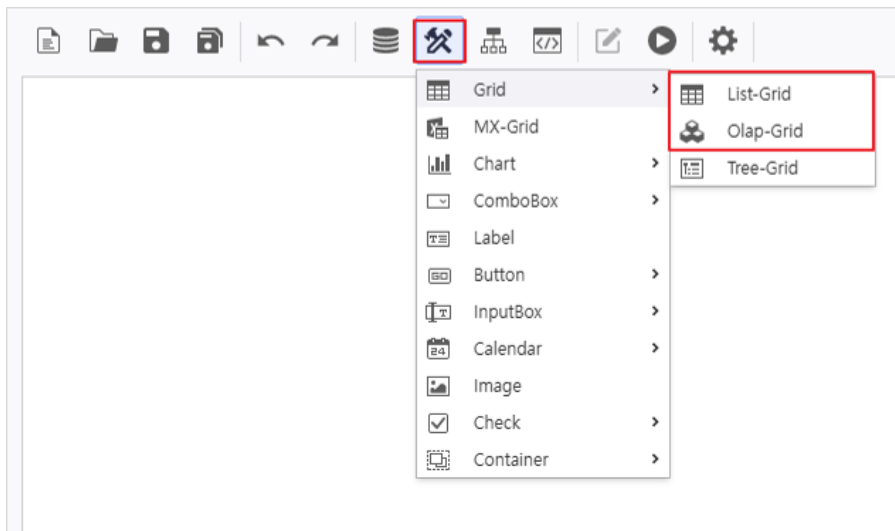
Grid META

Grid

Grid

Grid List-Grid Olap-Grid , .

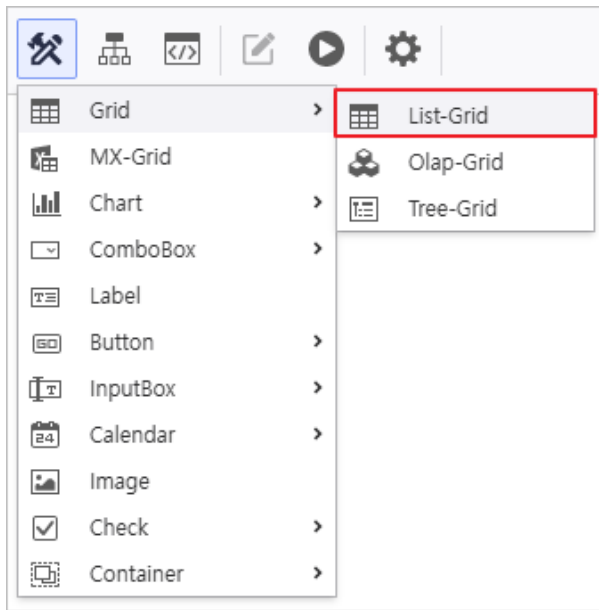
- List-Grid: (Table)
- Olap-Grid: (Pivot)



List Grid META

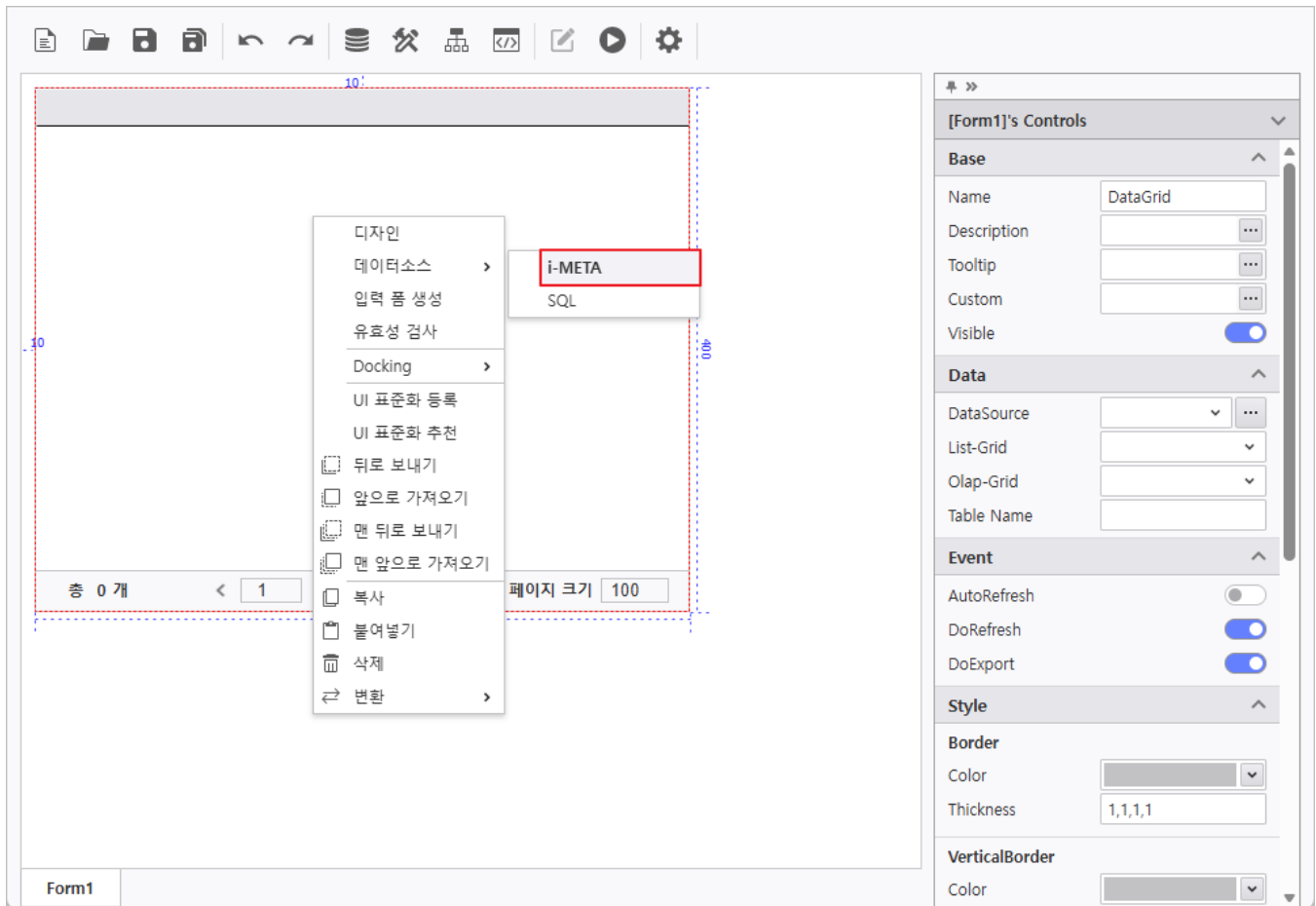
Step 1. List Grid

UI Bot > [List-Grid] .



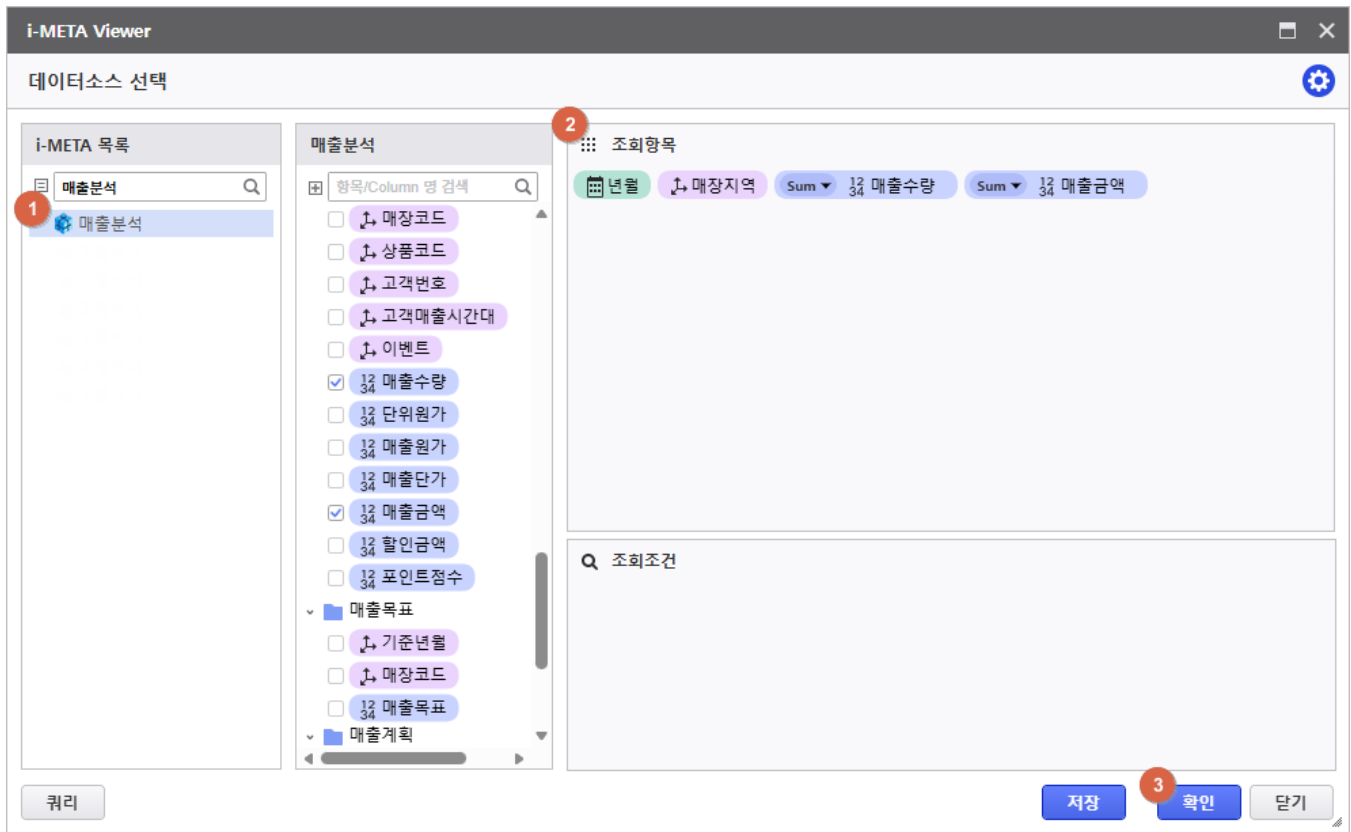
Step 2. (Data Source)

List Grid > [i-META].



Step 3.

i-META META, .



Step 4.

, List Grid [Event] > [AutoRefresh] .


The screenshot displays a software development interface. On the left, a form titled "Form1" contains a DataGrid control. The grid has four columns: "년월" (Year/Month), "매장지역" (Store Area), "매출수량" (Sales Quantity), and "매출금액" (Sales Amount). The grid is currently empty. Below the grid, there is a summary bar showing "총 0 개" (Total 0 items), navigation arrows, and "페이지 크기 100" (Page size 100). The grid's dimensions are indicated as 500 width and 400 height.

On the right, the "Properties" pane for the DataGrid control is visible. The control is named "DataGrid". The "Event" section shows the following properties:

- AutoRefresh: (highlighted with a red box)
- DoRefresh:
- DoExport:

The "Style" section shows:

- Border: Color (grey), Thickness (1,1,1,1)
- VerticalBorder: Color (grey)



[] List Grid META .

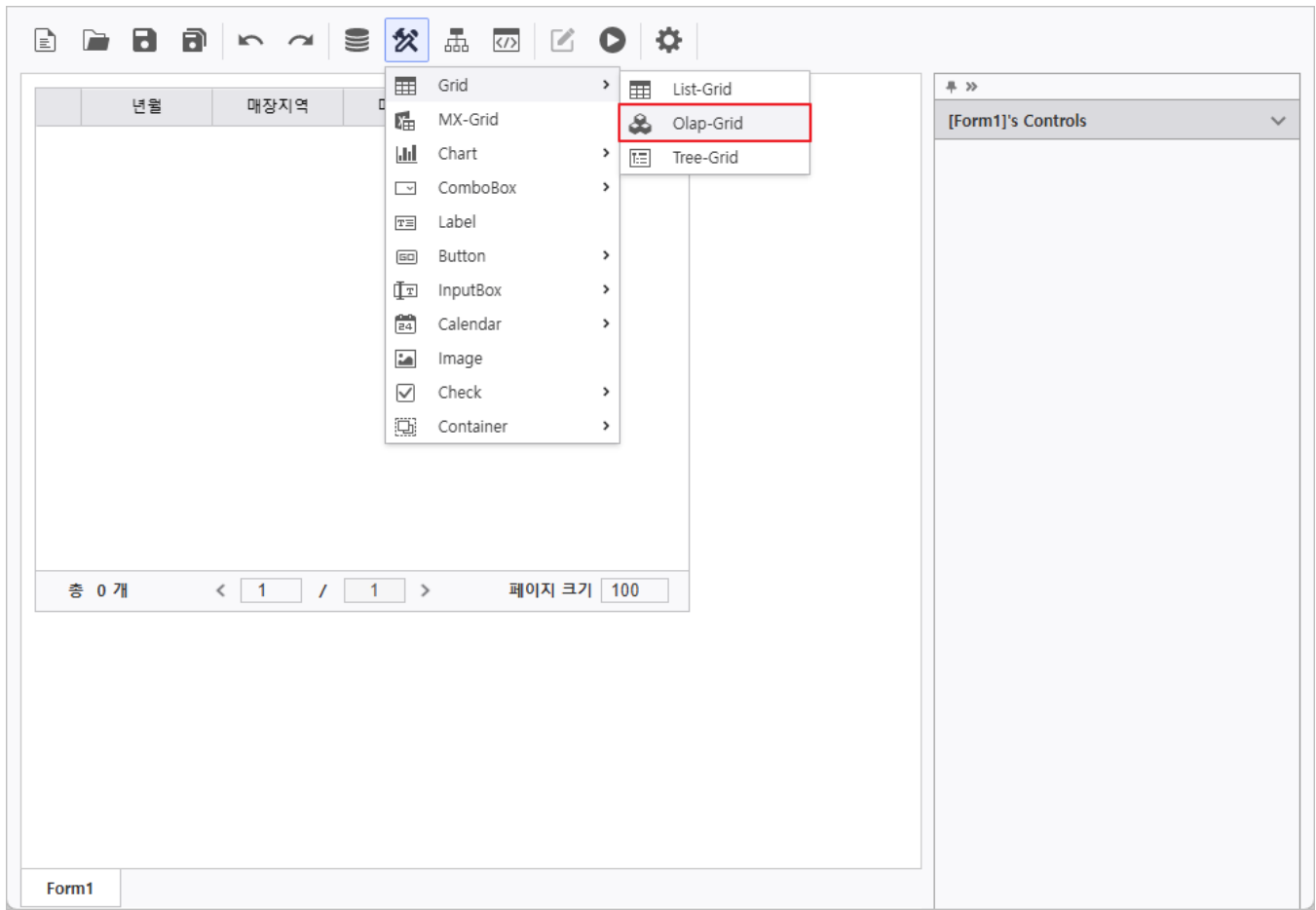
	년월	매장지역	매출수량	매출금액
1	202502	경상남도	109,612	3,022,281,600
2	202507	전라북도	2,856	204,040,409
3	202503	강원도	52,721	1,390,969,400
4	202412	전라남도	64,378	1,962,699,500
5	202604	경상남도	104,952	3,556,153,556
6	202611	울산광역시	48,053	1,084,309,773
7	202412	대전광역시	59,454	1,963,677,900
8	202602	경기도	268,867	8,234,038,614
9	202604	충청남도	67,606	2,151,909,694
10	202508	충청남도	81,078	2,371,168,878
11	202605	인천광역시	98,432	1,433,805,323
12	202404	광주광역시	56,141	1,706,958,000
13	202406	강원도	40,801	1,355,287,700
14	202602	충청남도	55,473	2,281,842,807

총 571 개 < 1 / 6 > 페이지 크기 100

Olap Grid META

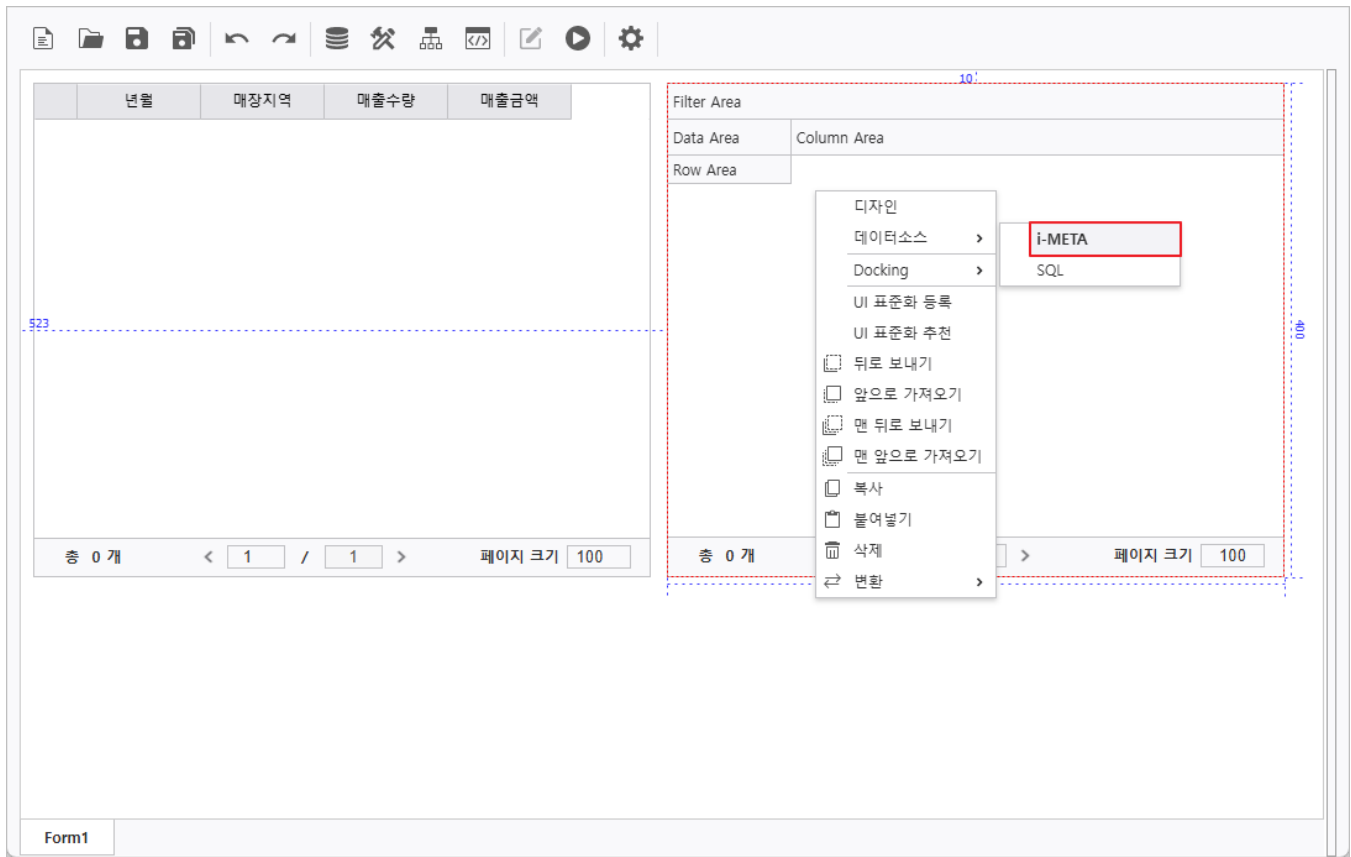
Step 1. Olap Grid

UI Bot > [Olap-Grid] .



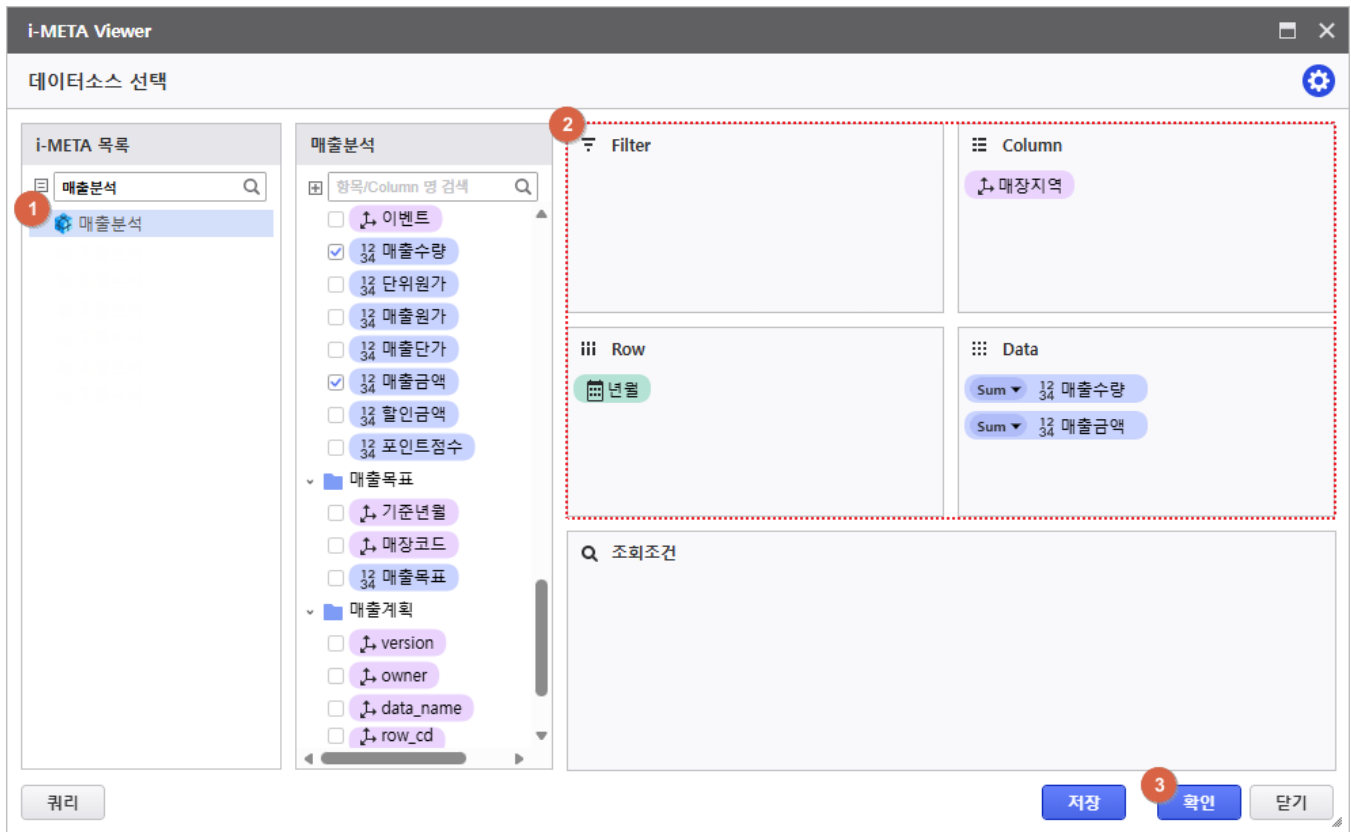
Step 2. (Data Source)

Olap Grid > [i-META] .



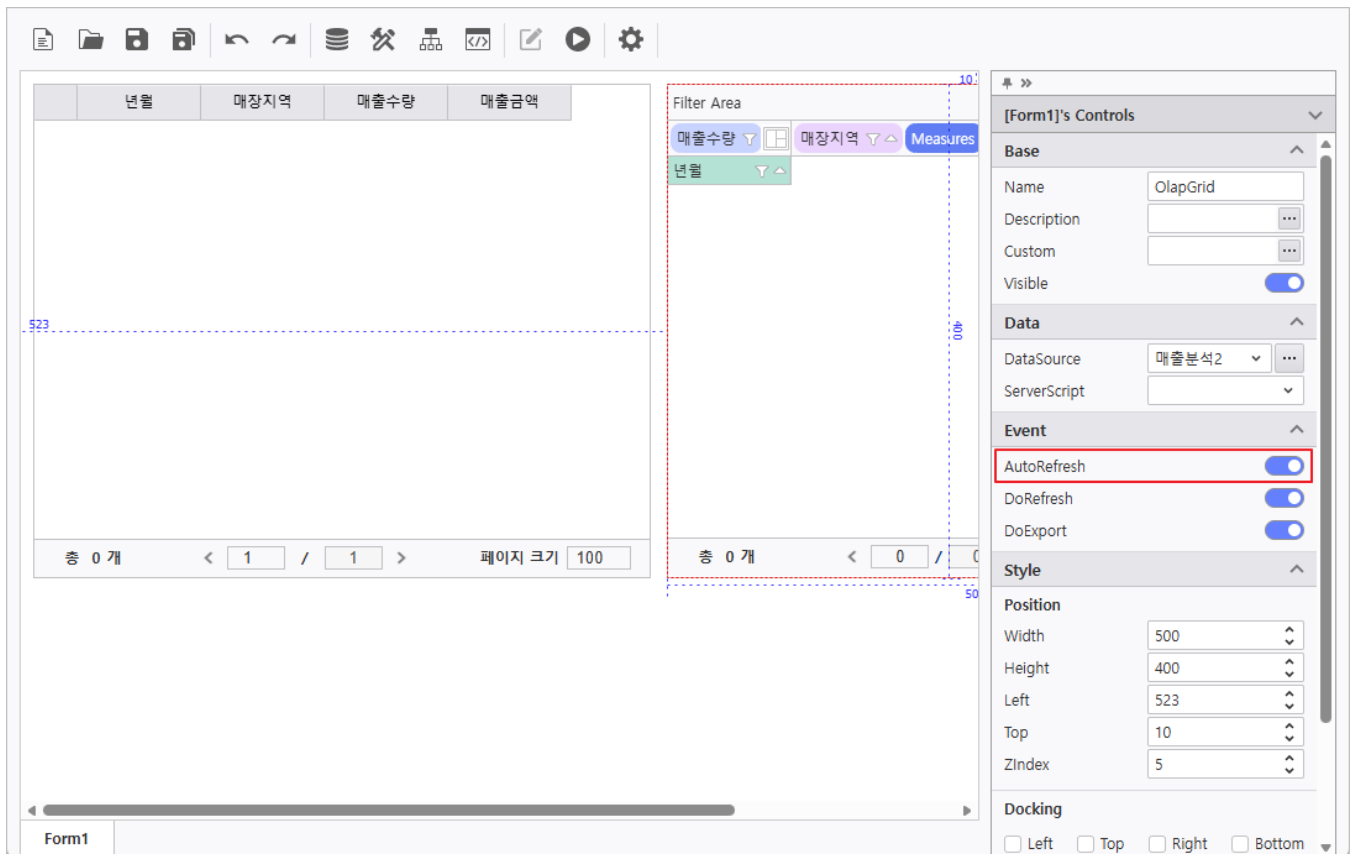
Step 3.

i-META META , .



Step 4.

, Olap Grid [Event] > [AutoRefresh] .



Olapi Grid META
Olapi Grid

📄
📁
📁
📁
↶
↷
🗄️
🔍
📄
📄
▶
⚙️

	년월	매장지역	매출수량	매출금액
1	202502	경상남도	109,612	3,022,281,600
2	202507	전라북도	2,856	204,040,409
3	202503	강원도	52,721	1,390,969,400
4	202412	전라남도	64,378	1,962,699,500
5	202604	경상남도	104,952	3,556,153,556
6	202611	울산광역시	48,053	1,084,309,773
7	202412	대전광역시	59,454	1,963,677,900
8	202602	경기도	268,867	8,234,038,614
9	202604	충청남도	67,606	2,151,909,694
10	202508	충청남도	81,078	2,371,168,878
11	202605	인천광역시	98,432	1,433,805,323
12	202404	광주광역시	56,141	1,706,958,000
13	202406	강원도	40,801	1,355,287,700
14	202602	충청남도	55,473	2,281,842,807

Filter Area

매출수량 ▼
매장지역 ▲
Measures

	강원도		경기도	
년월 ▼ ▲	매출수량	매출금액	매출수량	매출금액
202401	56,261	1,776,181,300	222,554	8,078,550,6
202402	58,627	1,935,704,700	361,463	12,111,272,8
202403	35,178	1,290,713,400	231,099	6,976,768,8
202404	59,422	1,837,721,900	255,886	6,823,737,3
202405	47,593	1,502,860,800	301,483	9,753,815,0
202406	40,801	1,355,287,700	216,521	6,861,277,6
202407	62,839	1,710,876,864	309,993	9,582,811,5
202408	52,392	1,482,163,200	252,038	7,539,792,4
202409	49,042	1,700,645,200	235,236	7,511,220,7
202410	48,400	1,495,138,500	272,484	8,935,046,7
202411	49,633	1,465,646,300	225,244	6,895,807,8

총 571 개 < 1 / 6 > 페이지 크기 100

총 37 개 < 1 / 1 > 페이지 크기 100