


i-AUD Designer



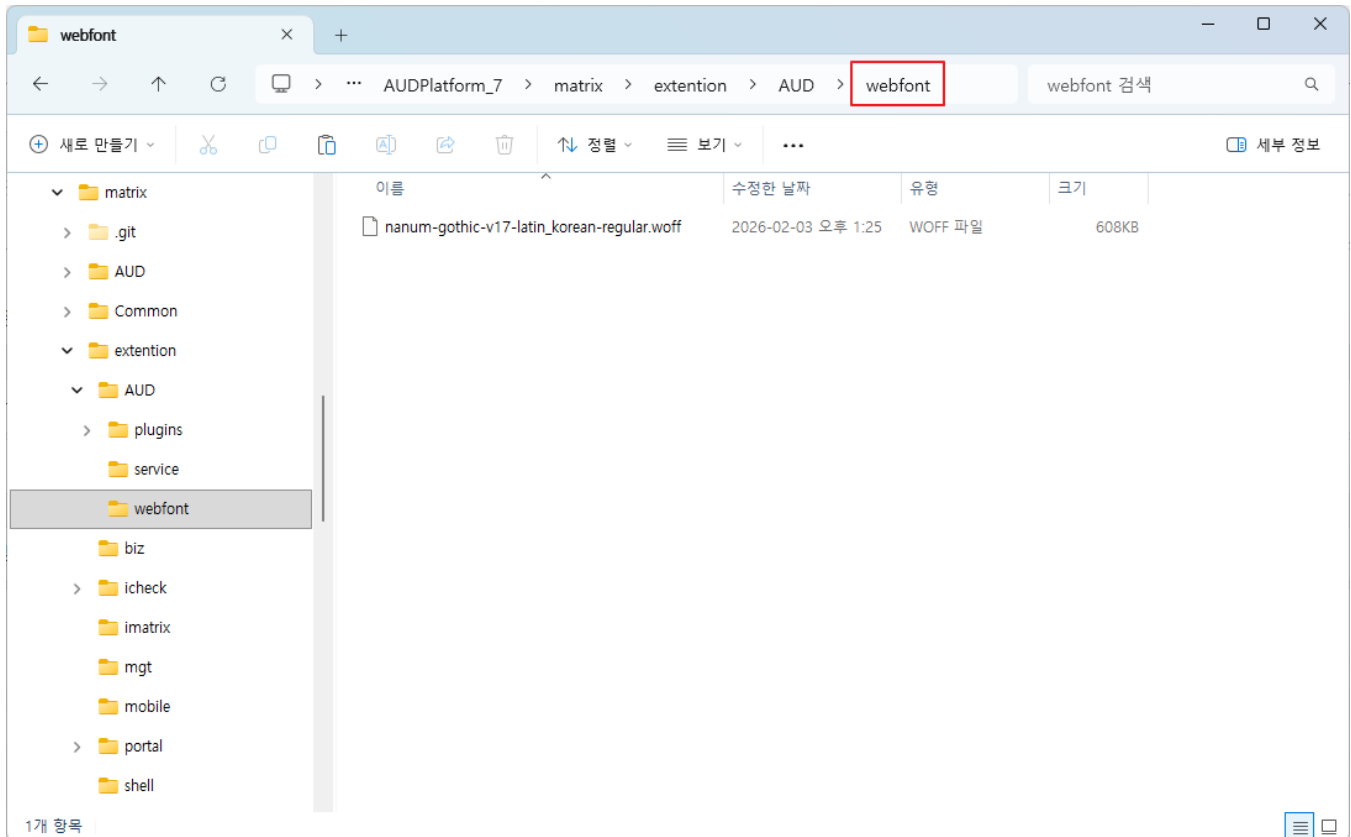
i-AUD

()

Step 1.

AUD 7 (: woff, woff2, ttf) .

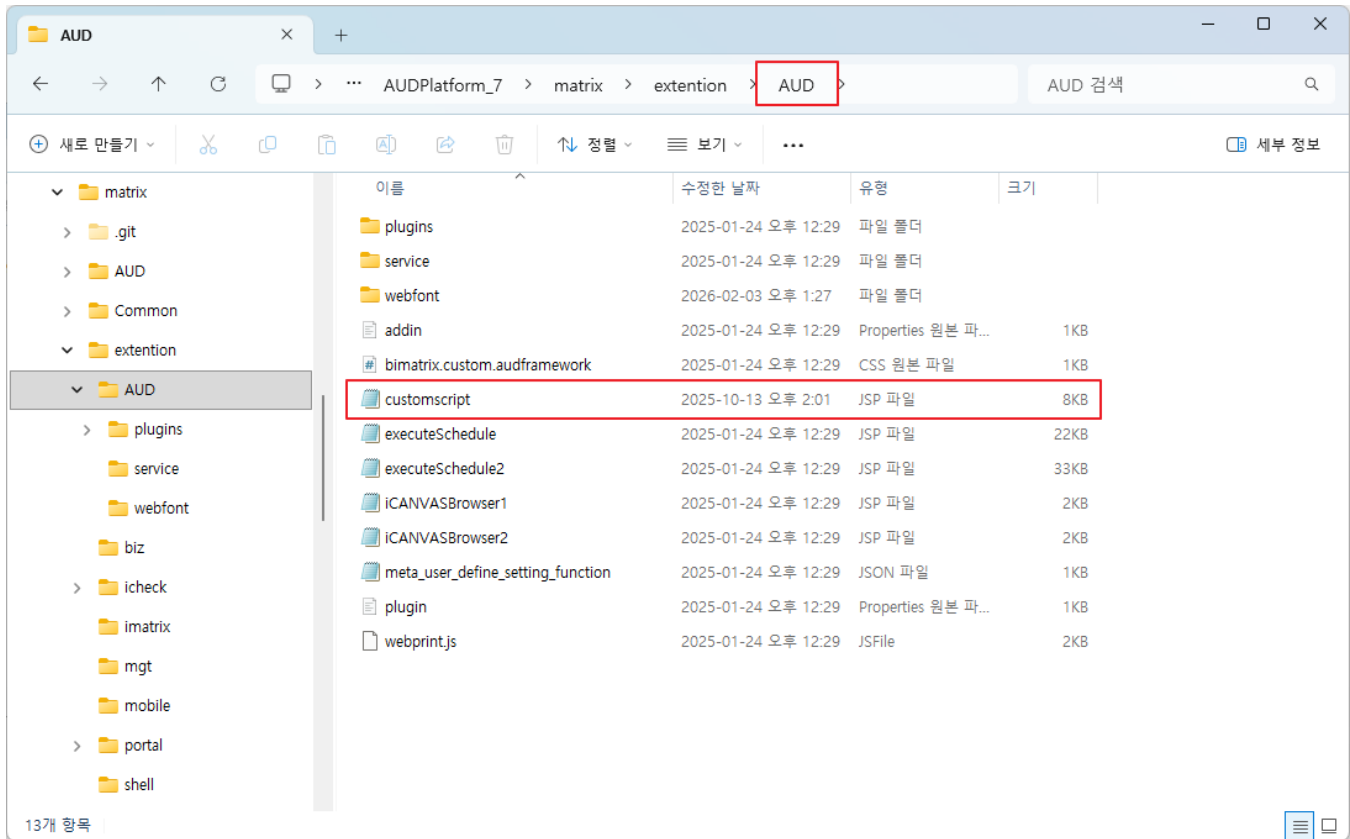
AUD 7 {ContextRoot}/extention/AUD/webfont/



Step 2.

i-AUD .

- : AUD 7 {ContextRoot}/extention/AUD/customscript.jsp



- : CustomInitialize ()

customscript

```
AUD.GlobalConfig.WebFont.Add(1, 2, 3);
```

- (Argument)

1	Caption		. (.)
2	Code	CSS (Font-family)	MX-Grid Excel Excel 2 . , font-family , , . (" "), ("_") .
3			.

```

/*****
* i-AUD 7.3 Initialize
* 예)전역변수 설정으로 사용.
*****/
var CustomInitialize = function() {
    /*
    웹폰트 적용 샘플
    AUD.GlobalConfig.WebFont.Add('나눔고딕', 'NanumGothic', 'nanum-gothic-v17-latin_korean-regular.woff');
    */
    AUD.GlobalConfig.WebFont.Add('나눔고딕', 'NanumGothic', 'nanum-gothic-v17-latin_korean-regular.woff');
    /*
    사용자 정보 변수 참고
    AUD.GlobalConfig.STUDIO_USER_ENC_CODE      // 암호화 된 사용자 코드
    AUD.GlobalConfig.STUDIO_USER_NAME        // 사용자 이름
    AUD.GlobalConfig.STUDIO_DEPT_CODE       // 소속부서 코드
    AUD.GlobalConfig.STUDIO_USER_ROLE      // 권한그룹 코드
    */
    /*
    Description: Global Parameter 설정 방법
    if(AUD){
        var userCode = AUD.GlobalConfig.USER_CODE; //현재 로그인한 사용자코드
        //param's name, param's value, param's type( Numeric: 0, String: 1)
        AUD.GlobalParam.Add('\$USER_CODE', userCode, 1);
    }
    */
};
/***** CustomInitialize *****/

```

customscript

```

var CustomInitialize = function() {
    AUD.GlobalConfig.WebFont.Add('', 'NanumGothic', 'nanum-gothic-v17-latin_korean-regular.woff');
};

```

Step 3.

1. i-AUD Designer



2.

(,).

3.

[Font Family] .

Font

Color

Family

Size

Style

H Align

V Align

4.