

# Script Editor

: / :-

Release No. 7.0.500.20260122-11

## Script Editor

Script Editor .

- (DataSource)
- (JavaScript)
- 

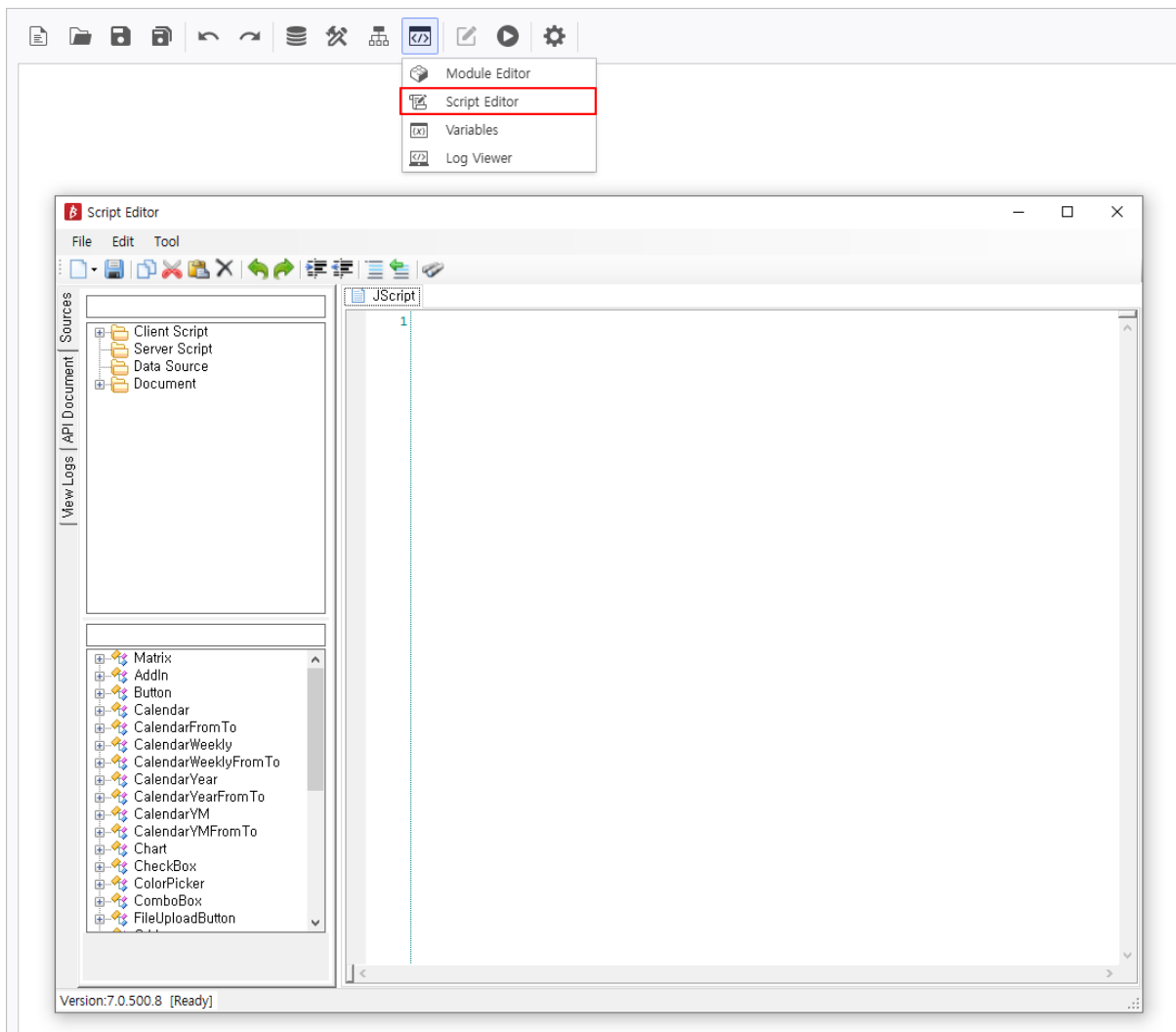


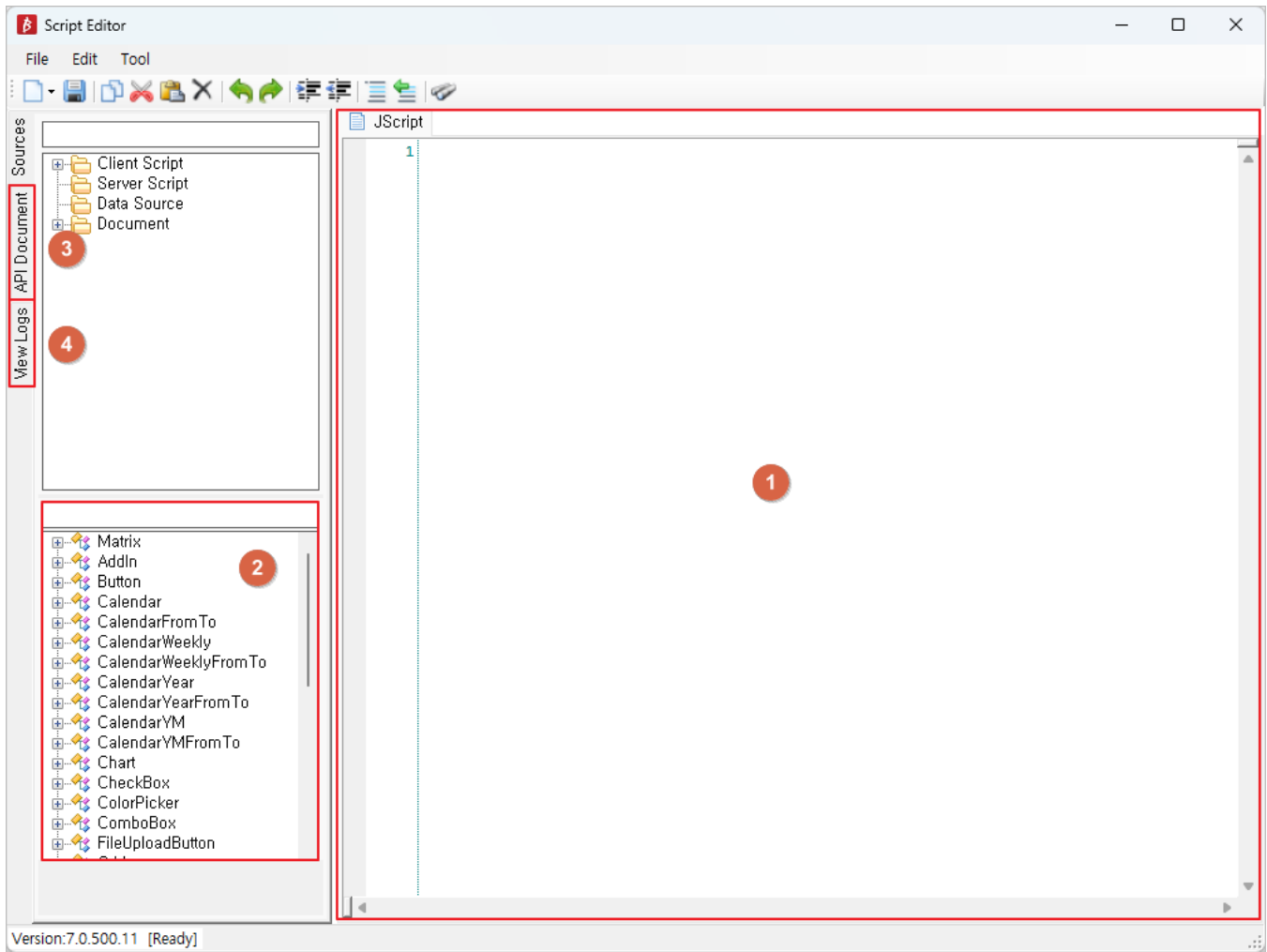
Script Editor . 'Client Script' .

- **Client Script**( ): (PC) . , **UI** .
- **Server Script**: . / .

## Script Editor

i-AUD Designer [ > Script Editor] .




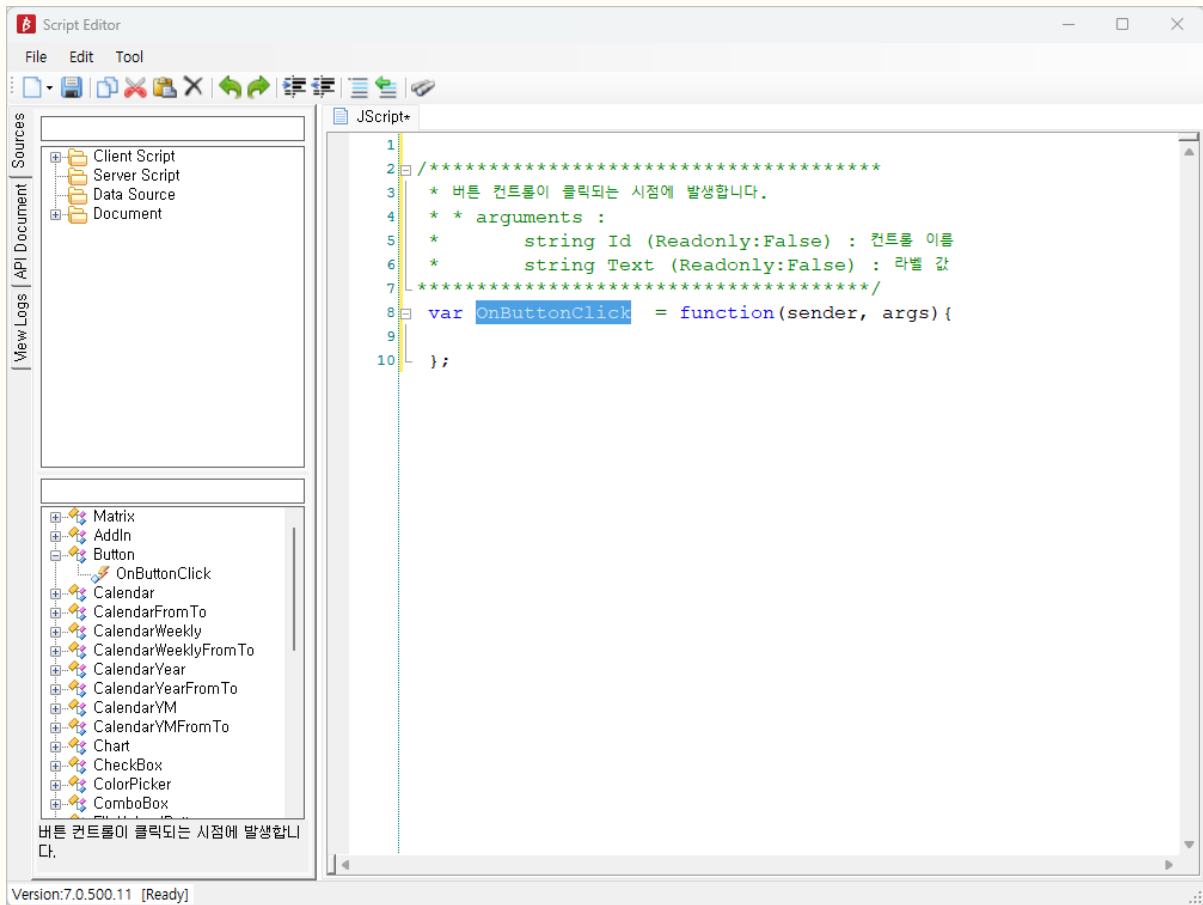


## 1.

JavaScript .

Script Editor .





**API DOCS**

aud / control / Matrix /

## Interface Matrix

뷰어 객체입니다.

```

interface Matrix {
    ActiveFormName: string;
    UserCode: string;
    AddContextMenu(menuitem: any): void;
    AddContextMenuLine(): void;
    AddGlobalParams(name: string, value: string, type:
enQueryParamType): void;
    Alert(msg: string): void;
    BeginUpdate(): void;
    CallExtentionFunc(name: string, valuelist: any): void;
    CallRestAPI(
        url: string,
        req: any,
        callback: (p: { Success: boolean; Message: string; Result: any
}) => void,
    ): void;
    Clear(): void;
    ClearContextMenu(): void;
    ClearDataSet(names: string | string[]): void;
    ClearGlobalParams(): void;
    Confirm(
        msg: string,
        title: string,
        callback: (ok: boolean) => void,
        buttonType: number,
    ): void;
    ConfirmWithClose(
        msg: string,
        title: string,
        callback: Function,
        buttonType: number,
    ): void;
    CreateContextMenuChildItem(
        parentId: string,
        name: string,
  
```

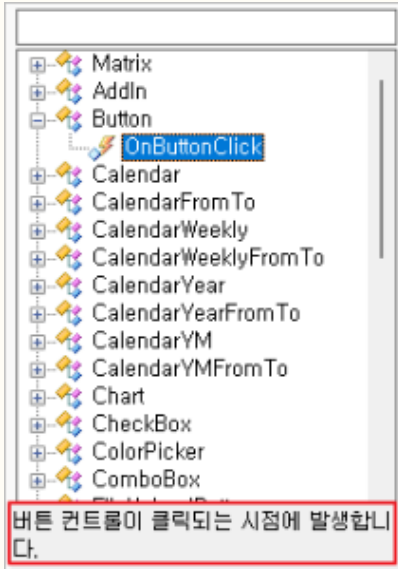
**Settings**

**On This Page**

- Properties
  - ActiveFormName
  - UserCode
- Methods
  - AddContextMenu
  - AddContextMenuLine
  - AddGlobalParams
  - Alert
  - BeginUpdate
  - CallExtentionFunc
  - CallRestAPI
  - Clear
  - ClearContextMenu
  - ClearDataSet
  - ClearGlobalParams
  - Confirm
  - ConfirmWithClose
  - CreateContextMenuChildItem
  - CreateContextMenuItem
  - CreateDataSet
  - CreateObject

## 2. API ( )

- : (: OnButtonClick) .
- : . {...} .



(Arguments) .

\* : args.Id ( )

```

1
2 /*****
3  * 버튼 컨트롤이 클릭되는 시점에 발생합니다.
4  * * arguments :
5  *     string Id (ReadOnly:False) : 컨트롤 이름
6  *     string Text (ReadOnly:False) : 라벨 값
7  *****/
8 var OnButtonClick = function(sender, args){
9     args.
10 };

```

## 3. API Document (API )

API(, ) .

- : (: , ) .
- : API , API .



1. [2. API ] "" ( : )
2. [3. API Document] "" ( : )

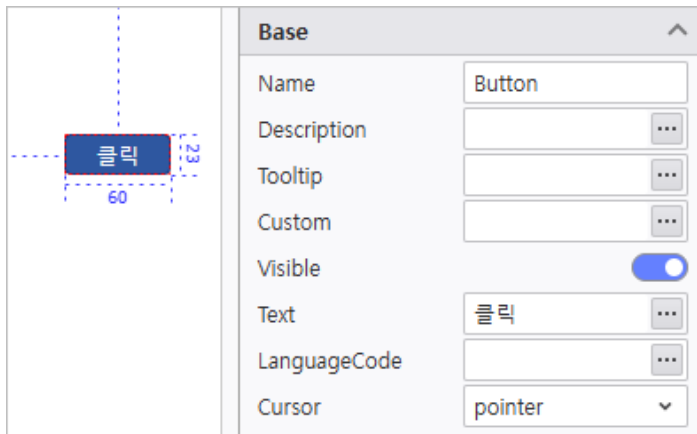
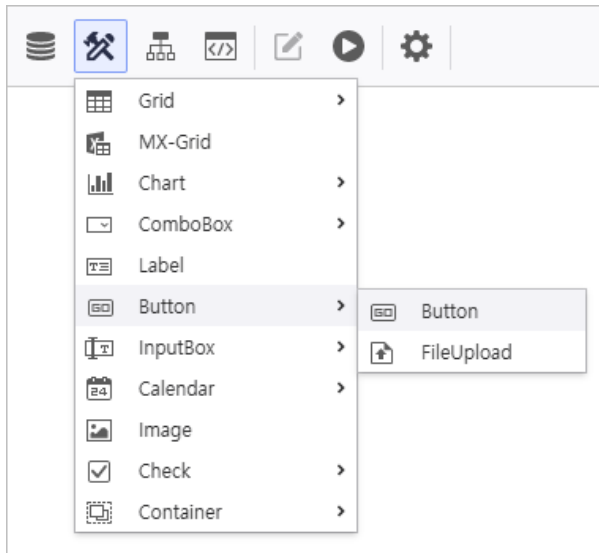
4.

## Script Editor

Script Editor Button .

### Step 1.

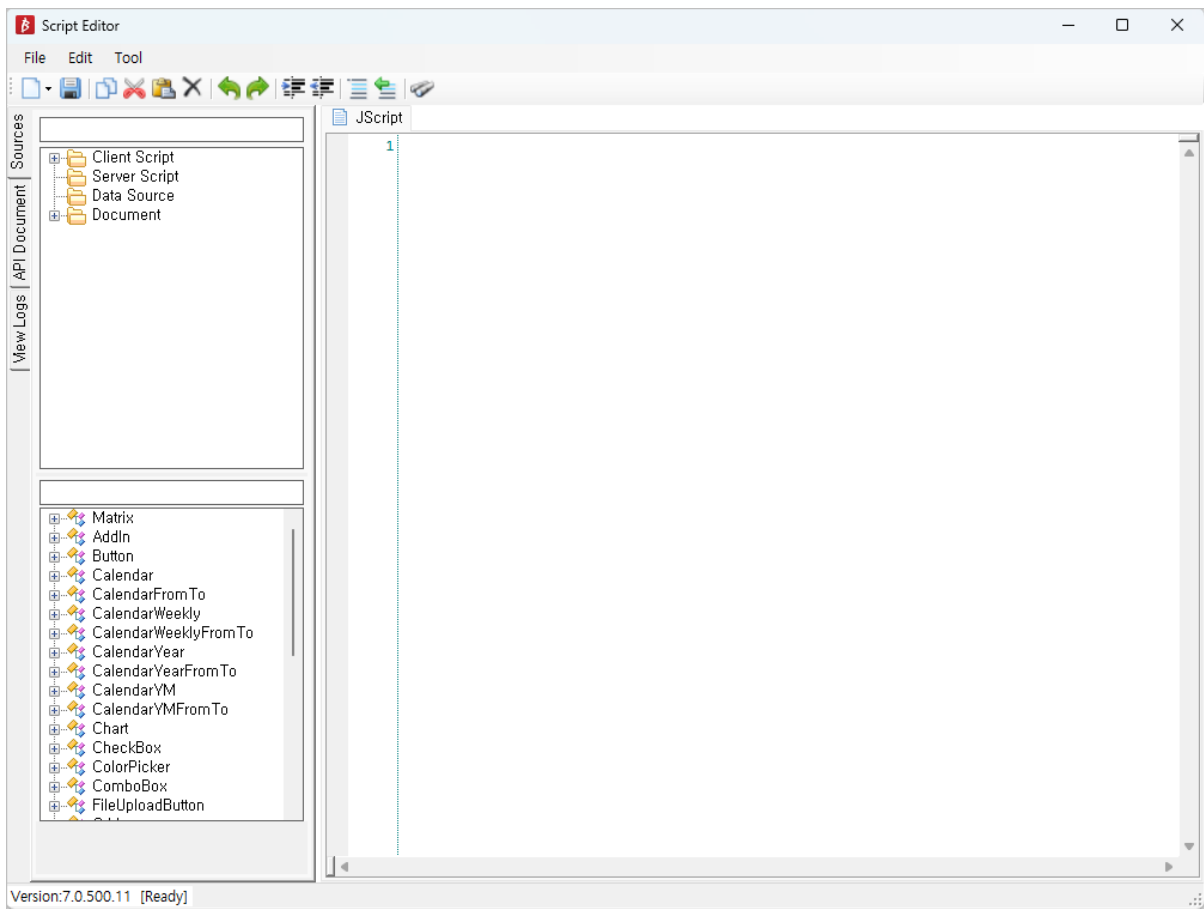
[Button] .



### Step 2. Script Editor

i-AUD Designer [ > Script Editor] .

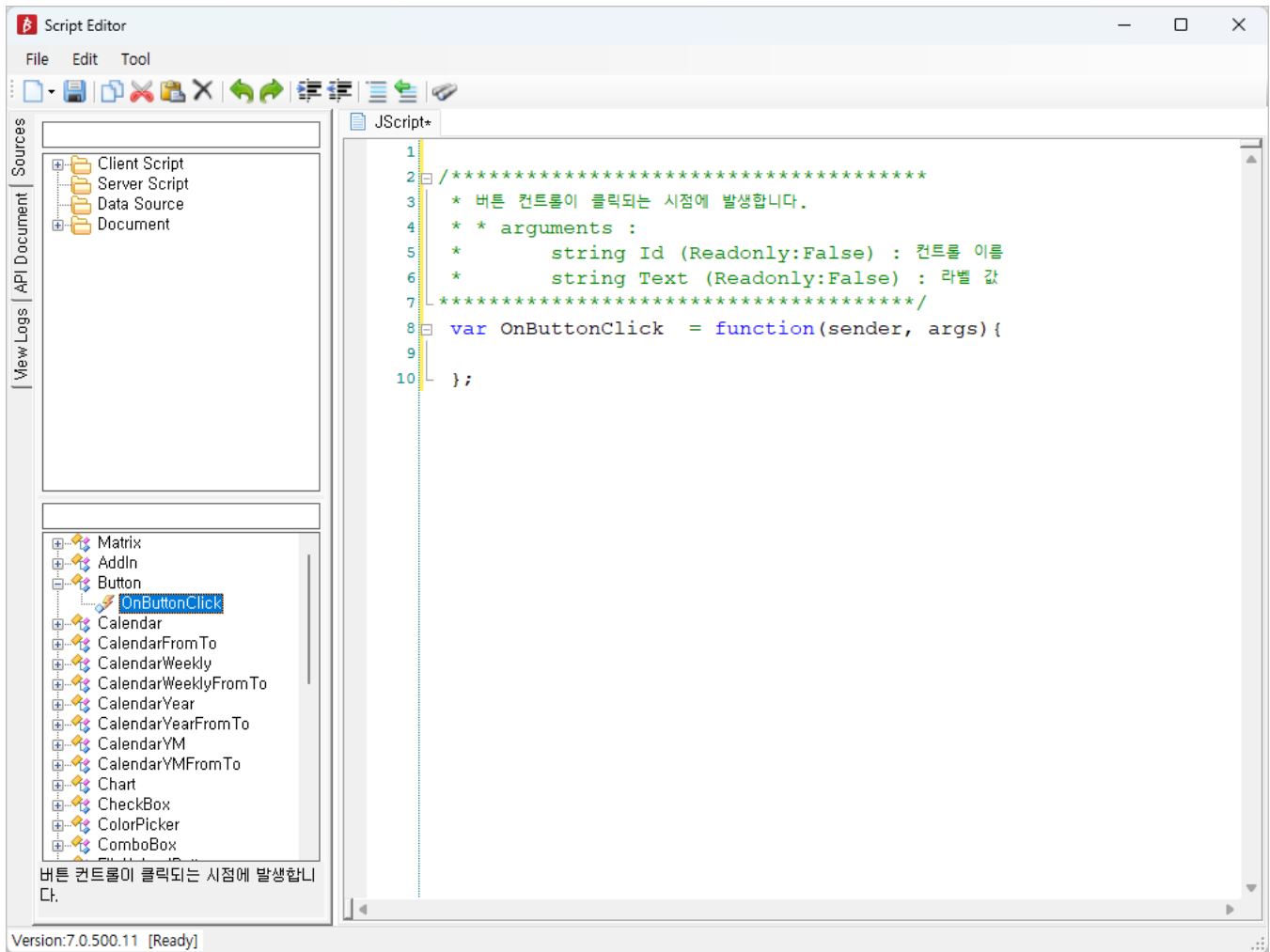




### Step 3.

#### 1.

API Button [OnButtonClick]

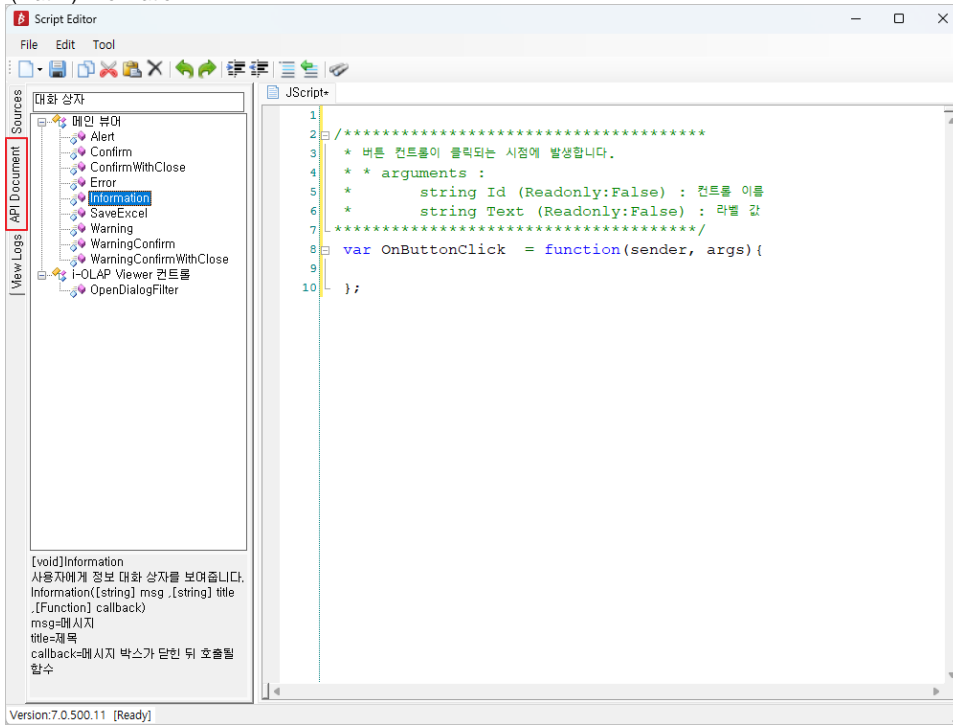


## 2.

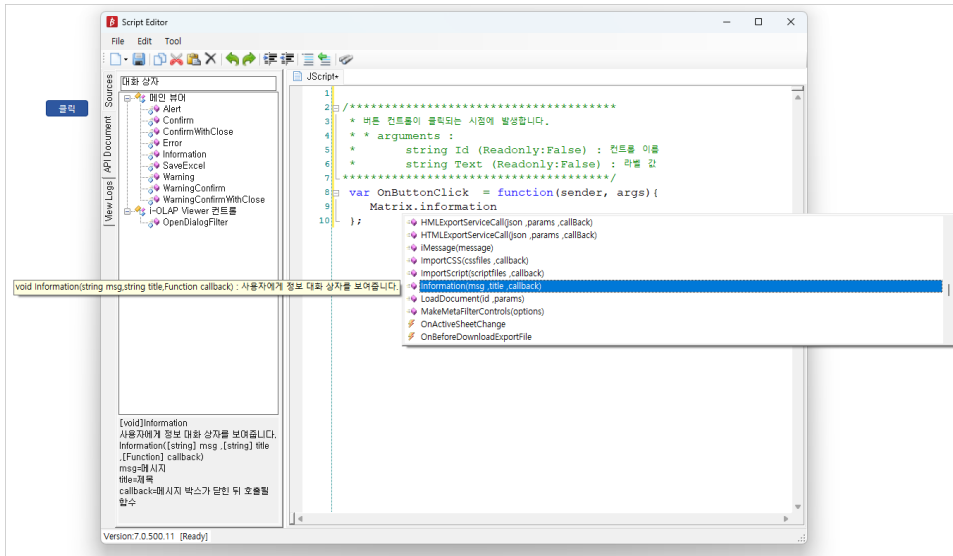
OnButtonClick , .

1. API Document ''

## 2. (Matrix).Information API



## 3.



API [Tab]

#### 4. API

```
2 /*****  
3 * 버튼 컨트롤이 클릭되는 시점에 발생합니다.  
4 * * arguments :  
5 *     string Id (ReadOnly:False) : 컨트롤 이름  
6 *     string Text (ReadOnly:False) : 라벨 값  
7 *****/  
8 var OnButtonClick = function(sender, args){  
9     Matrix.Information(msg ,title ,callback)  
10 };
```

void Information(string msg, string title, Function callback)  
사용자에게 정보 대화 상자를 보여줍니다.

**Parameters**  
msg : 메시지  
title : 제목  
callback : 메시지 박스가 닫힌 뒤 호출될 함수

```
2 /*****  
3 * 버튼 컨트롤이 클릭되는 시점에 발생합니다.  
4 * * arguments :  
5 *     string Id (ReadOnly:False) : 컨트롤 이름  
6 *     string Text (ReadOnly:False) : 라벨 값  
7 *****/  
8 var OnButtonClick = function(sender, args){  
9     Matrix.Information("안녕하세요." , "확인" , "");  
10 };
```

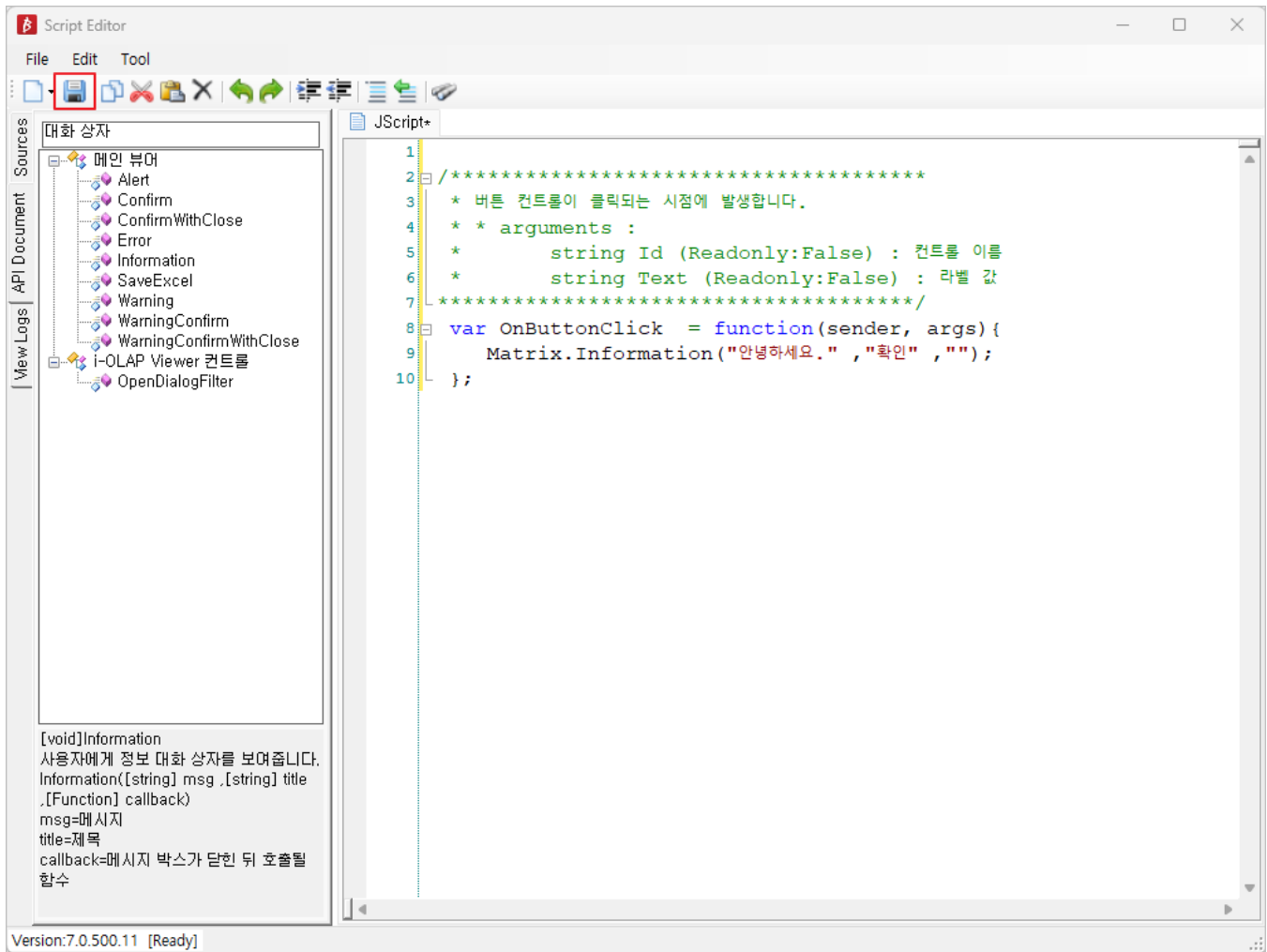
#### JScript

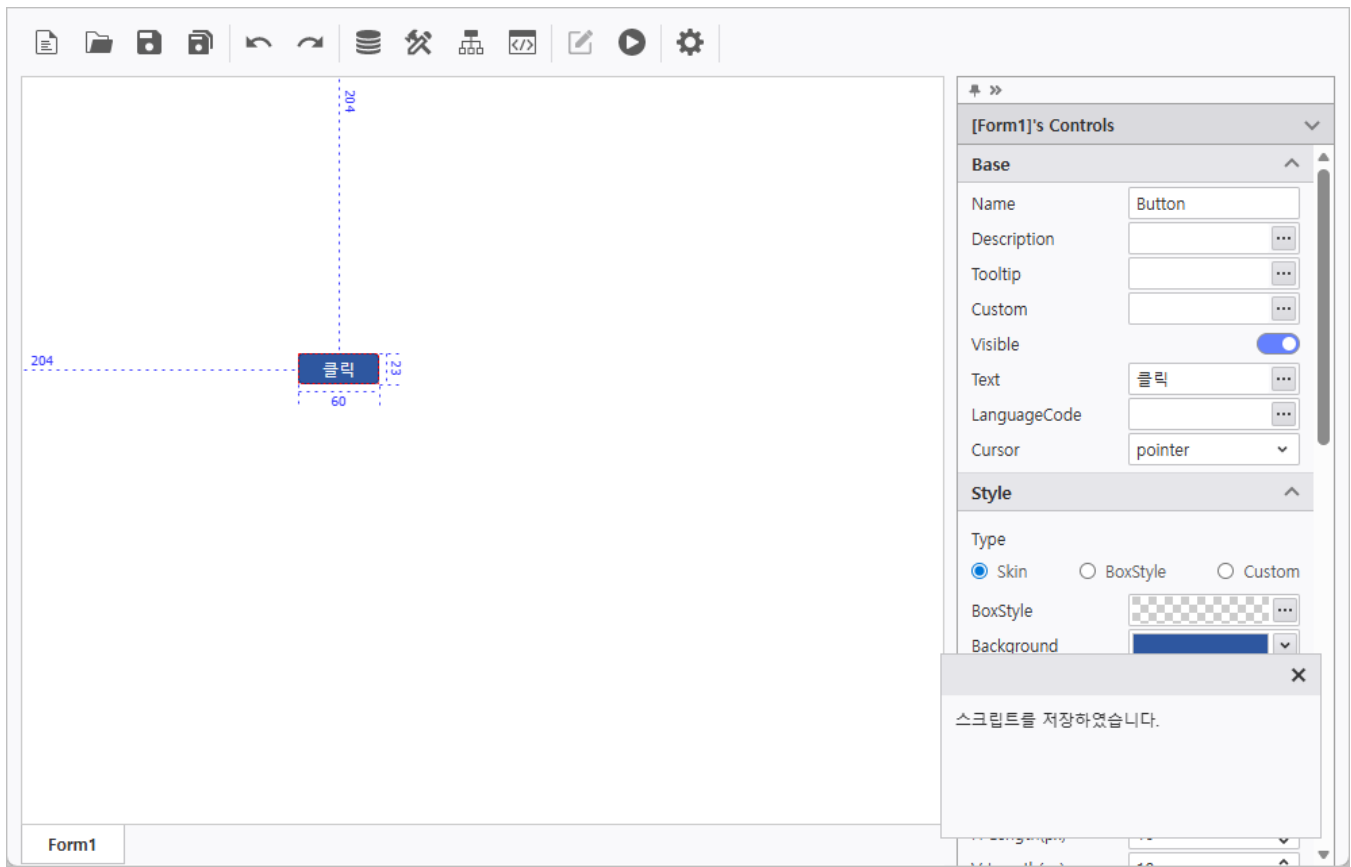
```
var OnButtonClick = function(sender, args){  
    Matrix.Information(".", "", "");  
};
```

### Step 4.

#### 1. Script Editor

Script Editor [Save] [Ctrl + S] Script Editor .





2.

[Button]



**확인** ×

안녕하세요.

X 닫기

A dialog box with a teal header bar containing an information icon and the text '확인' (Check/Confirm) followed by a close icon '×'. The main content area contains the text '안녕하세요.' (Hello). At the bottom right, there is a button labeled 'X 닫기' (Close).